

CMS ENERGY
CONSUMERS ENERGY

2019 COMBINED PROXY STATEMENT

WORLD CLASS
PERFORMANCE
DELIVERING
HOMETOWN
SERVICE

**CMS ENERGY CORPORATION
CONSUMERS ENERGY COMPANY
NOTICE OF ANNUAL MEETINGS OF
SHAREHOLDERS**

To Shareholders of CMS Energy Corporation and Consumers Energy Company:

The CMS Energy Corporation (“CMS”) Annual Meeting of Shareholders and the Consumers Energy Company (“Consumers”) Annual Meeting of Shareholders (collectively “Annual Meeting”) will be held concurrently on Friday, May 3, 2019, at 10:00 a.m., Eastern Daylight Saving Time, at the corporate headquarters, One Energy Plaza, Jackson, Michigan 49201 for the purpose of considering the following matters:

For Both CMS and Consumers Shareholders:	Board of Directors Recommendation
Elect the Director Nominees Named in this Proxy Statement to the Board of Directors	FOR EACH
Approve, on an advisory basis, executive compensation	FOR
Ratify the appointment of independent registered public accounting firm	FOR
Transact such other business as may properly come before the Annual Meeting and any adjournment or postponement	
For CMS Shareholders Only:	Board of Directors Recommendation
Vote on a shareholder proposal relating to political contributions disclosure, if properly presented	AGAINST

All shareholders of record at the close of business on March 5, 2019, are entitled to receive notice of and vote at the Annual Meeting. Whether or not you plan to attend the Annual Meeting, you can vote prior to the meeting by telephone, Internet, proxy card or voting instruction form. We encourage you to exercise your right to vote. All shares of Consumers common stock held by CMS 99.6% of the voting shares of Consumers) will be voted for the proposed Director nominees, thus assuring their election as Directors of Consumers, as well as for the other recommendations of the Consumers’ Board of Directors.

By Order of the Boards of Directors,

Melissa M. Gleespen
Vice President,
Corporate Secretary and
Chief Compliance Officer
CMS Energy Corporation
Consumers Energy Company
March 21, 2019

**Important Notice Regarding the Availability of Proxy Materials for
the Annual Meeting of Shareholders to Be Held on May 3, 2019.**

**This Proxy Statement and Annual Report to Shareholders are available at
<https://materials.proxyvote.com/125896> for CMS and
<https://materials.proxyvote.com/210518> for Consumers.**

Proxy Statement

TABLE OF CONTENTS

<u>Proposal 1: Elect the Director Nominees Named in this Proxy Statement to the Board of Directors</u>	<u>PAGE 3</u>
<u>Corporate Governance</u>	<u>PAGE 14</u>
14 Governance Guidelines and Materials	
14 Board of Directors	
14 Board Leadership Structure	
15 Risk Oversight	
15 Cybersecurity Oversight	
15 Political Contribution Oversight	
15 Public Responsibility and Sustainability Oversight	
16 Shareholder Engagement	
16 Board Communication Process	
17 Identification of Director Candidates	
18 Director Candidate Qualifications	
18 Director Tenure	
19 Director Independence	
19 CMS Majority Voting Standard	
20 Director Education	
20 Board, Committee and Director Evaluations	
20 Board and Committee Information	
22 Compensation Risk	
22 Codes of Ethics	
22 Related Party Transactions	
23 No Pledging or Hedging	
23 Management Succession Planning	
23 CEO Pay Ratio	
25 Directors' Compensation	
<u>Beneficial Ownership</u>	<u>PAGE 27</u>
<u>Section 16(a) Beneficial Ownership Reporting Compliance</u>	<u>PAGE 29</u>
<u>Compensation Discussion and Analysis</u>	<u>PAGE 29</u>
29 Executive Summary	
34 Objectives of Our Executive Compensation Program	
37 The Elements of Our Executive Compensation Program	
46 Corporate Governance as it Relates to Executive Compensation	
47 Tax Deductibility of Compensation	
<u>Compensation and Human Resources Committee Report</u>	<u>PAGE 48</u>
<u>2018 Compensation Tables</u>	<u>PAGE 49</u>
<u>Proposal 2: Approve, on an Advisory Basis, Executive Compensation</u>	<u>PAGE 65</u>
<u>Report of the Audit Committee</u>	<u>PAGE 67</u>
<u>Fees Paid to the Independent Registered Public Accounting Firm</u>	<u>PAGE 68</u>
<u>Proposal 3: Ratify the Appointment of Independent Registered Public Accounting Firm</u>	<u>PAGE 69</u>
<u>Proposal 4: Vote on a Shareholder Proposal Relating to Political Contributions Disclosure (CMS)</u>	<u>PAGE 70</u>
<u>2020 Proxy Statement Information</u>	<u>PAGE 73</u>
<u>General Information</u>	<u>PAGE 74</u>
<u>Appendix A</u>	<u>PAGE 79</u>

Proxy Statement Summary

Meeting Information

May 3, 2019 • 10:00 a.m. EDT

One Energy Plaza, Jackson, Michigan 49201

Record Date: March 5, 2019

Proxy Materials Released: March 21, 2019

The terms “Corporation,” “we,” “our” and other representations as used in this Proxy Statement generally refer to both CMS Energy Corporation (“CMS”) and its principal subsidiary, Consumers Energy Company (“Consumers”).

This summary highlights information contained elsewhere in this Proxy Statement and does not contain all of the information that you should consider. We encourage you to read this entire Proxy Statement carefully before voting.

Proposals	CMS Shareholders	Consumers Shareholders	Board Recommendation	Page Reference
Elect the Director Nominees Named in this Proxy Statement to the Board of Directors	X	X	FOR EACH	3
Approve, on an advisory basis, executive compensation	X	X	FOR	65
Ratify the appointment of independent registered public accounting firm	X	X	FOR	69
Vote on a shareholder proposal relating to political contributions disclosure, if properly presented	X		AGAINST	70

A shareholder has notified CMS of his intent to propose a resolution at the Annual Meeting that, if approved, would, among other things, request that CMS publish a report of actually incurred corporate costs and associated actual and significant benefits accruing to shareholders and the climate from the company’s climate-related activities that are voluntary and exceed government regulatory requirements. This shareholder proposal is referred to as the “Floor Proposal” and was not submitted under Rule 14a-8 under the Exchange Act and the shareholder did not seek to have the Floor Proposal included in this Proxy Statement. Accordingly, the Floor Proposal may be presented at the meeting but is not included in this Proxy Statement. If the Floor Proposal is presented at the Annual Meeting, then the proxies will have, and intend to exercise, discretionary voting authority under Rule 14a-4(c) under the Exchange Act to vote AGAINST the Floor Proposal.

How to Vote

Online: You can vote your shares online by following the instructions on your proxy card, voting instruction form or Notice of Availability.

Telephone: You can vote your shares by telephone by following the instructions on your proxy card, voting instruction form or Notice of Availability.

Mail: You can vote your shares by mail by requesting a printed copy of the Proxy Materials and signing, dating and mailing in the proxy card or voting instruction form.

Attend: You can vote your shares in person by attending and voting at the Annual Meeting.

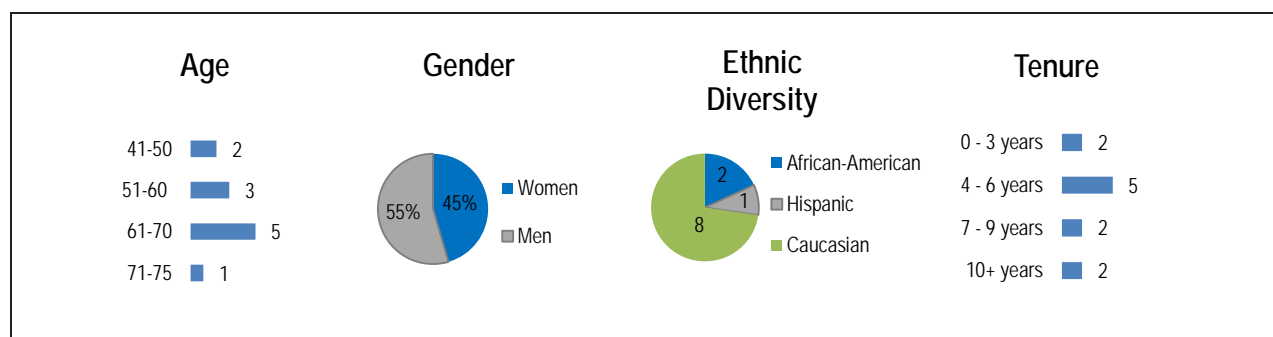
Governance Highlights

Number of Director Nominees	11
Number of Independent Directors	9
Audit, Compensation and Human Resources, Finance, and Governance, Sustainability and Public Responsibility Committees Consist Entirely of Independent Directors	Yes
Annual Election of All Directors	Yes
Presiding Director Annually Elected by Independent Directors	Yes
Policy on Director and Committee Chair Term Limits	Yes
Annual Advisory Say-on-Pay Vote	Yes
Independent Directors Meet Regularly in Executive Session	Yes
Annual Board and Committee Self Evaluations	Yes
Individual Director Peer Evaluations	Yes
Codes of Business Conduct and Ethics	Yes
Corporate Governance Principles	Yes
Sustainability Report	Yes
Climate Assessment Report	Yes
Stock Ownership Guidelines for Directors and Executive Officers	Yes
Proxy Access	Yes
Shareholder Rights Plan (Poison Pill)	No

Nominees

Name	Age	Gender and Ethnic Diversity	Director Since (# of Years)	Independent	Committee Memberships				
					Audit	Compensation and Human Resources	Finance	Governance, Sustainability and Public Responsibility	Executive
Jon E. Barfield	67	•	2005 (14)	Yes	X			X	
Deborah H. Butler	64	•	2015 (4)	Yes		X	X		
Kurt L. Darrow	64		2013 (6)	Yes		Chair	X		X
Stephen E. Ewing	75		2009 (10)	Yes		X	Chair		X
William D. Harvey	70		2012 (7)	Yes		X		Chair	X
Patricia K. Poppe	50	•	2016 (3)	No					
John G. Russell	61		2010 (9)	No					Chair
Suzanne F. Shank	57	•	2019	Yes	X		X		
Myrna M. Soto	50	•	2015 (4)	Yes	X			X	
John G. Sznawajs	51		2015 (4)	Yes	X		X		
Laura H. Wright	59	•	2013 (6)	Yes	Chair		X		X

Average Age of Director Nominees: 61	Average Tenure of Director Nominees: 6 years
--------------------------------------	--



Proxy Statement

While CMS and Consumers are established, operated and regulated as separate legal entities, CMS and Consumers have the same individuals serve as members on each Board of Directors and each Board Committee and have adopted coordinated director and executive compensation arrangements and plans as well as auditing relationships. The two companies also have significant overlap in executive management. Although in certain contexts in this Proxy Statement the terms “we” and “our” refer to each of CMS and Consumers and satisfy their respective disclosure obligations, this Combined Proxy Statement is separately filed by CMS and Consumers. Information in this Combined Proxy Statement relating to each individual registrant is filed by such registrant on its own behalf. Unless specifically noted, singular references to “Board,” “Committee,” “Corporation,” and “Annual Meeting” refers to both CMS and Consumers.


















Proposal 1: Elect the Director Nominees Named in this Proxy Statement to the Board of Directors













There are 11 nominees for election as directors of CMS and Consumers, to hold office until the next annual meeting and until their successors are elected and qualified. The Board believes that the nominees will be available to serve, but in the event any nominee is unable to do so, the proxies will be voted for a substitute nominee designated by the Board or the number of directors constituting the full Board will be reduced accordingly.

All of the nominees are currently serving as Directors. All eleven nominees have accepted their nomination and agree to serve if elected. Suzanne F. Shank was appointed to the Boards in January 2019, but was not previously elected by shareholders. Stephen E. Ewing has reached the retirement age of 75, as stated in our Amended and Restated Corporate Governance Principles (“Principles”). However, in light of his experience, skills, qualifications and core competencies as well as the Board’s current needs, the Board believes that it is in the best interests of the Corporation and its shareholders to have Director Ewing re-elected and serve until the next annual meeting.

The following table identifies the balance of experience, skills and qualifications that the nominees bring to the Board. The skills and qualifications that are marked below are reviewed by the Governance, Sustainability and Public Responsibility Committee (“Governance Committee”) and the Board when making nomination decisions and reviewing Board succession planning and the fact that a particular skill or qualification is not designated does not mean nominees do not also possess the specific experience and qualifications. The table below illustrates how the Board is well-positioned to provide direction and oversight with respect to our overall performance, strategic direction and significant corporate policies.

	Barfield	Butler	Darrow	Ewing	Harvey	Poppe	Russell	Shank	Soto	Szniewajs	Wright	Percentage of Total Board
Core Competencies												
Senior Leadership	•	•	•	•	•	•	•	•	•	•	•	100%
Finance, Accounting or Financial Reporting	•		•	•	•	•	•	•	•	•	•	91%
Regulatory Environment/Governmental Affairs	•	•	•	•	•	•	•	•	•	•	•	100%
Risk Management	•	•	•	•	•	•	•		•	•	•	91%
Customer Experience	•	•	•	•	•	•	•	•	•		•	91%
Information Technology/Safety and Security		•			•	•	•		•	•	•	64%
Utility Experience				•	•	•	•					36%
Strategic Planning and Governance	•	•	•	•	•	•	•	•	•	•	•	100%
Sustainability and Environmental	•	•	•	•	•	•	•		•	•	•	91%
Human Resources and Executive Compensation	•	•	•	•	•	•	•		•	•	•	91%
Lean		•	•		•	•			•	•		55%
Demographics and Board Tenure												
Ethnic Diversity	•							•	•			27%
Gender Diversity		•				•		•	•		•	45%
Board Tenure (Yrs)	14	4	6	10	7	3	9	0	4	4	6	6 years average tenure
Age (as of 2019 Annual Meeting)	67	64	64	75	70	50	61	57	50	51	59	61 years average age

<p><i>Core Competencies have an impact on our purpose, which is measured by our “triple bottom line” of people, planet, and profit, underpinned by performance.</i></p>				
Core Competencies and Relevance to CMS and Consumers				
Senior Leadership 	Senior Leadership experience is important to understanding and overseeing our complex organization and empowering employees through individual growth and development.			
Finance, Accounting or Financial Reporting 	Finance, Accounting or Financial Reporting experience is important in overseeing our financial management and capital allocation, as well as ensuring accurate financial reporting processes and robust controls.			
Regulatory Environment/Governmental Affairs  	Regulatory Environment and Governmental Affairs experience is important in understanding the regulated nature of the utility industry, providing insight and perspective in working constructively and proactively with governmental agencies and helping shape public policy initiatives and regulation/legislation.			
Risk Management   	Risk Management experience is important to oversee our robust enterprises risk management program and mitigate key risks to the Company.			
Customer Experience 	Customer Experience is important as we focus on meeting customer expectations and transforming the customer experience, including mobile and digital experiences.			
Information Technology/Safety and Security   	Information Technology/Safety and Security experience is important in overseeing the enhancement and security of our business and operational systems (both physical and cyber), including information security, data privacy, cybersecurity, customer experience, financial systems and internal and grid operations.			
Utility Experience   	Utility Experience is important in understanding the technical nature of our business and to help inform our views on utility-related matters, such as energy markets and economics, technology, renewable energy, electric and gas transmission and distribution, public policy and safety.			

<p>Strategic Planning and Governance</p>  	<p>Strategic Planning and Governance experience is important in order to define and drive strategic direction and growth and oversee our operations as well as contributing to the Board's understanding of best practices in corporate governance matters.</p>
<p>Sustainability and Environmental</p>   	<p>We place the highest priority on the health and safety of our workforce and protection of our customers, assets, communities and the environment, therefore Sustainability and Environmental experience is important to manage our sustainability practices, including environmental, social and governance matters and continue our commitment to improving our environmental performance and reducing the potential negative impacts of our operations.</p>
<p>Human Resources and Executive Compensation</p>  	<p>Human Resources and Executive Compensation experience is important to ensure our ability to recruit, retain and develop key talent essential to our operations.</p>
<p>Lean</p>   	<p>Lean experience is important to improve safety, quality, cost, delivery and morale simultaneously by using quality tools to clearly define problems and solve them closest to the customer and drive improved performance, enhanced organizational focus and a culture of continuous improvement.</p>
<p>Diverse Attributes</p>  	<p>Diverse Attributes support our commitment to diversity and inclusion through age, ethnicity, gender, and race and contributes to and supports informed decision making.</p>

The name, age and business experience of each nominee follows, as well as a description of the specific experience, qualifications, and core competencies of each nominee that led to the Board's conclusion that such nominee should serve as director.



Jon E. Barfield. 67, is president and chief executive officer of LJ Holdings Investment Company LLC, a private investment company. In March 2012, he retired from Bartech Group, Inc. ("Bartech") where he served since 1981 as president and from 1995 to March 2012 as chairman and president of this industry-leading professional services firm, with headquarters in Southfield, Michigan, delivering talent management, business process outsourcing and managed services provider solutions to Global 1,000 firms.

Bartech manages the daily work assignments for more than 120,000 associates and more than \$4.7 billion in annual procurement for major employers around the world, making Bartech (now owned by Impellam Group, PLC) one of the largest talent acquisition and managed service provider firms in the United States. During the past five years, Barfield previously served as a director of Blue Cross Blue Shield of Michigan and Good Technology Corporation. He has been a director of CMS and Consumers since August 2005.

Skills and Qualifications:

Barfield brings to the Board legal knowledge and experience, having practiced corporate and securities law at Sidley Austin LLP. His qualifications to serve as a director stem primarily from his experiences as a senior leader, and his varied service as a director with considerable experience regarding legal risk oversight and risk management, financial reporting, attracting and retaining key talent and related human resources experience, corporate governance, customer service and marketing, and mergers and acquisitions. He served for many years as chairman of the audit committee of the Princeton University Board of Trustees.

Core Competencies:

- Senior Leadership
- Finance, Accounting or Financial Reporting
- Regulatory Environment/Governmental Affairs
- Risk Management
- Customer Experience
- Strategic Planning and Governance
- Sustainability and Environmental
- Human Resources and Executive Compensation



Deborah H. Butler. 64, retired in October 2015 as the executive vice president of planning and chief information officer of Norfolk Southern Corporation (“Norfolk Southern”), which is engaged in the rail transportation of raw materials, intermediate products and finished goods. Butler joined Norfolk Southern in 1978 and served in positions of increasing responsibility in operations until being named assistant vice president transportation customer service in 2000 and vice president customer

services in 2002, a position she held until her appointment as executive vice president in 2007. She has been a director of CMS Energy and Consumers Energy since January 2015.

Skills and Qualifications:

Butler’s qualifications for service on the Board include her extensive experience in operations, leadership, customer service, sustainability and environment, safety, regulatory environment, strategic planning and information technology derived from her varying roles at Norfolk Southern. Butler previously served as chairman of the board of Thoroughbred Technology and Telecommunications, LLC, a Norfolk Southern subsidiary, and previously served as a board member of TTX Company, Inc., which provides railcars and related freight car management services to the North American rail industry.

Core Competencies:

- Senior Leadership
- Regulatory Environment/Governmental Affairs
- Risk Management
- Customer Experience
- Information Technology/Safety and Security
- Strategic Planning and Governance
- Sustainability and Environmental
- Human Resources and Executive Compensation
- Lean



Kurt L. Darrow. 64, has served since 2003 as the president and chief executive officer of La-Z-Boy Incorporated (“La-Z-Boy”), an integrated furniture retailer and manufacturer. Since joining La-Z-Boy in 1979, he has served in positions of increased responsibility, including president of La-Z-Boy Residential, its largest division. Darrow has served as a board member of La-Z-Boy since 2003 and was elected as chairman of the Board in 2011. He has been a director of CMS Energy and Consumers Energy since

November 2013.

Skills and Qualifications:

Darrow’s qualifications for service on the Board include his extensive public company experience spanning 39 years, and his thorough strategic, marketing and leadership experience and customer orientation derived from his varying roles at La-Z-Boy, including his current chairman and chief executive officer roles. Darrow is a member of the Business Leaders for Michigan, a non-profit executive leadership organization, and serves on its executive committee. He serves as a member of the ProMedica Board of Trustees and chairman of the ProMedica Monroe Regional Hospital Board of Trustees. Darrow is a former chairman of the American Home Furnishings Alliance and continues to serve as director emeritus. He served as a Trustee of Adrian College until May 2011.

Core Competencies:

- Senior Leadership
- Finance, Accounting or Financial Reporting
- Regulatory Environment/Governmental Affairs
- Risk Management
- Customer Experience
- Strategic Planning and Governance
- Sustainability and Environmental
- Human Resources and Executive Compensation
- Lean



Stephen E. Ewing, 75, retired in 2006 as vice chairman of DTE Energy, a Detroit-based diversified energy company involved in the development and management of energy-related businesses and services nationwide and from 2001 to 2005 was the Group President of the Gas Division of DTE Energy. He currently serves on the board of National Fuel Gas Company, a diversified energy company. He has been a director of CMS Energy and Consumers Energy since July 2009.

Skills and Qualifications:

Ewing brings to the Board valuable hands-on experience in the regulated gas and electric utility business. He was the president and chief executive officer of Michigan Consolidated Gas Company until it was acquired by DTE Energy in 2001. He was the former president and chief operating officer of MCN Energy. During his energy industry career, he also gained in-depth environmental experience related to exploration, production, drilling, mid-stream operations and hybrid vehicles. Ewing is a director of AAA Michigan and also is past chairman of the Auto Club Group. He serves as director of The Auto Club Trust, FSB, which conducts business as AAA Bank, Nebraska. He previously served as chairman of The Skillman Foundation.

Core Competencies:

- Senior Leadership
- Finance, Accounting or Financial Reporting
- Regulatory Environment/Governmental Affairs
- Risk Management
- Customer Experience
- Utility Experience
- Strategic Planning and Governance
- Sustainability and Environmental
- Human Resources and Executive Compensation



William D. Harvey, 70, retired in March 2012 as chairman and chief executive officer of Alliant Energy Corporation (“Alliant”) and its two utility subsidiaries, Interstate Power & Light Company and Wisconsin Power & Light Company (“WPL”). Harvey served in those positions since February 2006. Alliant is a Madison, Wisconsin-based public utility holding company, which provides regulated electricity and natural gas services through its subsidiary companies. He is a general partner of Shade Tree Investments Limited Partnership, a private family investment group. He has been a director of CMS and Consumers since August 2012. Harvey has served as Presiding Director since May 2016.

Skills and Qualifications:

Harvey brings to the Board legal knowledge and experience, having begun his career as an attorney in private practice and serving as General Counsel of WPL. Harvey’s qualifications for service on the Board include his long-term experience with public utility operations and publicly traded companies, knowledge of customer perspectives, utility and environmental regulations and safety and diversity initiatives. Harvey currently serves as a director of Sentry Insurance Company.

Core Competencies:

- Senior Leadership
- Finance, Accounting or Financial Reporting
- Regulatory Environment/Governmental Affairs
- Risk Management
- Customer Experience
- Information Technology/Safety and Security
- Utility Experience
- Strategic Planning and Governance
- Sustainability and Environmental
- Human Resources and Executive Compensation
- Lean



Patricia K. Poppe. 50, has served since July 2016 as president and chief executive officer of CMS Energy and Consumers Energy. Prior to that, she served since March 2015 as senior vice president of distribution operations, engineering and transmission for CMS Energy and Consumers Energy, with overall responsibility for Consumers Energy's electric and natural gas distribution systems, energy operations and electric transmission. Prior to that, she served since January 2011 as vice president of customer experience, rates and regulation of Consumers Energy. She has been a director of CMS Energy and Consumers Energy since May 2016.

Skills and Qualifications:

Poppe is qualified to serve on the Board based on her experience and knowledge gained in the utility and automotive industries. She has extensive utility knowledge, including customer experience and satisfaction, rates and regulation, generation, and distribution. The Board benefits from Poppe's prior leadership roles with DTE Energy, including overseeing five electric generating facilities, and her experience holding a variety of plant management positions in the automotive industry. She currently serves on the boards of the Business Leaders for Michigan, Detroit Regional Chamber, American Gas Association and Edison Electric Institute.

Core Competencies:

- Senior Leadership
- Finance, Accounting or Financial Reporting
- Regulatory Environment/Governmental Affairs
- Risk Management
- Customer Experience
- Information Technology/Safety and Security
- Utility Experience
- Strategic Planning and Governance
- Sustainability and Environmental
- Human Resources and Executive Compensation
- Lean



John G. Russell. 61, has served since May 2016 as Chairman of the Boards of CMS Energy and Consumers Energy. He served from May 2010 to July 2016 as president and chief executive officer of CMS Energy and president and chief executive officer of Consumers Energy. Prior to that he served from October 2004 to May 2010 as president and chief operating officer of Consumers Energy; he served from December 2001 to July 2004 as executive vice president and president and chief executive officer—electric of Consumers Energy; and from July 2004 to October 2004 as executive vice president and president—electric and gas of Consumers Energy. He serves on the board of Hubbell Incorporated. He has been a director of CMS Energy and Consumers Energy since May 2010.

Skills and Qualifications:

Russell is qualified to serve on the Board based on the knowledge and experience acquired throughout his more than 30 years with Consumers Energy. He has in-depth knowledge of all aspects of the utility. His vast experience within the regulated utility industry, hands-on experience and the leadership positions he has held have provided him with a perspective from which the Board greatly benefits. He currently serves on the board of Grand Valley State University. Russell previously served as a director on the boards of Business Leaders for Michigan, The Right Place, Inc., the Michigan Chamber of Commerce, the American Gas Association and Edison Electric Institute.

Core Competencies:

- Senior Leadership
- Finance, Accounting or Financial Reporting
- Regulatory Environment/Governmental Affairs
- Risk Management
- Customer Experience
- Information Technology/Safety and Security
- Utility Experience
- Strategic Planning and Governance
- Sustainability and Environmental
- Human Resources and Executive Compensation



Suzanne F. Shank. 57, has served since 1996 as chief executive officer and a co-founder, and since 2015 as chairwoman, of Siebert Cisneros Shank & Co., L.L.C., a full-service investment bank that has managed or co-managed over \$2 trillion in municipal bond, corporate bond and equity transactions. Prior to her financial services career, Shank was a structural engineer for General Dynamics. She currently serves on the board of Pensare Acquisition Corp. She has been a director of CMS Energy and

Consumers Energy since January 2019.

Skills and Qualifications:

Shank brings over 30 years of experience in the financial services industry, including extensive experience developing strategies for new business growth nationally and managing financial, operational and regulatory matters. She currently serves as a director of the Skillman Foundation, Detroit Institute of Arts, Detroit Regional Chamber, Global Citizen and Invest Detroit. Shank also serves on the Wharton Graduate Board of Trustees, the Spelman College Board of Trustees and on the Executive Council on Infrastructure for the Bipartisan Policy Center. She is also a member of the International Women's Forum and the Securities and Exchange Commission's Fixed Income Market Structure Advisory Committee.

Core Competencies:

- Senior Leadership
- Finance, Accounting or Financial Reporting
- Regulatory Environment/Governmental Affairs
- Customer Experience
- Strategic Planning and Governance



Myrna M. Soto. 50, has served since March 2019 as a venture advisor of ForgePoint Capital (formerly known as Trident Capital Cybersecurity) (“ForgePoint”), a venture capital firm investing exclusively in cybersecurity. She served as a partner at ForgePoint since April 2018. At ForgePoint, Soto provides advisory and operational oversight to ForgePoint’s portfolio companies from time to time. Prior to joining ForgePoint, she served since August 2015 as the senior vice president and global chief information security officer of Comcast Corporation (“Comcast”), which operates as a worldwide media and technology company. Soto served from 2009 to August 2015 as senior vice president and chief infrastructure and information security officer. Soto was responsible for the alignment and development of cyber and data security strategies and policies. Prior to joining Comcast in September 2009, Soto served since 2005 as vice president of information technology governance and chief information security officer for MGM Resorts International, a global hospitality company. Soto currently serves on the board of Spirit Airlines, Inc. and Popular, Inc. She has been a director of CMS and Consumers since January 2015.

Skills and Qualifications:

Soto brings over 20 years of focused information technology and security experience from a variety of industries, including financial services, hospitality, insurance and risk management and gaming and entertainment. Soto serves as an executive committee board member of the Hispanic IT Executive Council and as a member of the Board of Trustees of Cabrini College.

Core Competencies:

- Senior Leadership
- Finance, Accounting or Financial Reporting
- Regulatory Environment/Governmental Affairs
- Risk Management
- Customer Experience
- Information Technology/Safety and Security
- Strategic Planning and Governance
- Sustainability and Environmental
- Human Resources and Executive Compensation
- Lean



John G. Sznewajs. 51, has served since 2007 as the vice president and chief financial officer of Masco Corporation (“Masco”), which operates as a global leader in design, manufacture and distribution of branded building products. Sznewajs is responsible for strategic and operational financial functions and also has oversight of information technology and several of Masco’s European businesses. Sznewajs also served as the treasurer of Masco from 2005 until 2016. He has been a director of CMS Energy and Consumers Energy since July 2015.

Skills and Qualifications:

In addition to his financial expertise, Sznewajs has almost 20 years of experience in business and corporate development. His extensive background and knowledge in financial matters, which he has gained over his career, along with in-depth experience in enterprise-wide strategy, qualify him to serve on the Board. He serves as director and treasurer of the Detroit Zoological Society and as a trustee of The Roper School.

Core Competencies:

- Senior Leadership
- Finance, Accounting or Financial Reporting
- Regulatory Environment/Governmental Affairs
- Risk Management
- Information Technology/Safety and Security
- Strategic Planning and Governance
- Sustainability and Environmental
- Human Resources and Executive Compensation
- Lean



Laura H. Wright. 59, founded GSB Advisory LLC to provide interim executive and financial management to growth and non-profit companies after her retirement in 2012. In September 2012, she retired from Southwest Airlines Co. (“Southwest”) as senior vice president of finance and chief financial officer, positions she had held since July 2004. During her 25-year career with Southwest, she held various positions, including vice president of finance and treasurer, treasurer, assistant treasurer and other financial roles. Southwest is based in Dallas, Texas, and is engaged in the operation of passenger airlines that provide scheduled air transportation in the United States. Wright currently serves as a board member of TE Connectivity Ltd. and Spirit AeroSystems Holdings, Inc. Until February 2019, she served as a trustee of Pebblebrook Hotel Trust. She has been a director of CMS Energy and Consumers Energy since February 2013.

Skills and Qualifications:

As an active certified public accountant, the Board benefits from Wright’s extensive technical expertise and experience in financial accounting and reporting, corporate finance and risk management. She has extensive experience working in a consumer-oriented business environment. Prior to Southwest, Wright was a manager with Arthur Young & Co. in Dallas. Wright is a member of the Texas Society of Certified Public Accountants.

Core Competencies:

- Senior Leadership
- Finance, Accounting or Financial Reporting
- Regulatory Environment/Governmental Affairs
- Risk Management
- Customer Experience
- Information Technology/Safety and Security
- Strategic Planning and Governance
- Sustainability and Environmental
- Human Resources and Executive Compensation

Each of the CMS and Consumers Boards recommend a vote FOR the election of each Director nominee named above.

Corporate Governance

Governance Guidelines and Materials

The Board and management review and monitor governance trends and best practices on an ongoing basis. The Board has adopted Principles that reflect corporate and Board practices as well as Securities and Exchange Commission (“SEC”) rules and the New York Stock Exchange (“NYSE”) listing standards. The Governance Committee is responsible for overseeing and reviewing our Principles at least annually and recommending any proposed changes to the Board for approval. The Principles intend to serve as a flexible framework within which the Board and its Committees operate. Except for the Executive Committee, the Board has adopted charters for each of the standing Committees that detail their purposes, duties and authority, composition, meetings and resources as well as other aspects of Committee activities (“Charters”), which are further described under *Board and Committee Information* below. Each Committee reviews its Charter annually and recommends changes to the Governance Committee for review and recommendation to the Board for approval.

The current version of our Principles, Amended and Restated Bylaws (“Bylaws”), Charters, Employee and Director Codes of Conduct (“Codes”) and other corporate governance materials are available at www.cmsenergy.com/corporategovernance.

Board of Directors

The Board provides direction and oversight with respect to our overall performance, strategic direction and significant corporate policies. The Board approves major initiatives, advises on key financial and business objectives, and monitors progress with respect to these matters. Directors are kept informed of our business by various reports and documents provided to them on a regular basis, including operating and financial reports made at Board and Committee meetings. The Board has full and direct access to all members of management and may hire consultants and advisors as deemed necessary.

Board Leadership Structure

As stated in our Principles, the Board has determined that for the present time, it is in the best interests of the Corporation and shareholders to keep the offices of Chief Executive Officer (“CEO”) and Chairman separate to enhance oversight responsibilities. The Board believes that this leadership structure promotes independent and effective oversight of management on key issues relating to long-range business plans, long-range strategic issues and risks. To further promote independent and effective oversight of management, our Principles also provide that at any time when the Chairman is not considered independent under NYSE listing standards, a Presiding Director will be chosen by the independent directors to coordinate the activities and preside at the executive sessions attended only by the independent members of the Board. The Presiding Director provides the independent directors with a key means for collaboration and communication. Under our Bylaws, the Presiding Director will: (1) convene and chair meetings of the independent directors in executive session no less than once each year; (2) preside at meetings of the Board at which the Chairman of the Board is not present, including executive sessions of the independent directors; (3) solicit independent directors for advice on agenda items for meetings of the Board; (4) serve as a liaison between the Chairman of the Board, the President and the independent directors; and (5) perform such other duties as may be assigned by the Board from time to time. Russell, the current Chairman, is not a member of management, but as former CEO he is not considered independent under NYSE listing standards; therefore, on May 4, 2018, Harvey was re-elected as Presiding Director for the Board for a one-year term.

Risk Oversight

The Board's risk oversight process includes regular reports from senior management on areas of material operational, legal, regulatory, financial, strategic, compliance, environmental, liability, safety, information technology, cybersecurity and reputational risk. The Board receives an annual risk management review from the Executive Director of Risk in addition to the risk oversight functions performed by the various Committees of the Board. These include: (1) a review by the Audit Committee of the risks associated with operating and financial activities which could impact its financial and other disclosure reporting, as well as a review of policies on risk assessment, controls and accounting risk exposure; (2) the Audit Committee's review and approval of risk management policies; (3) a review by the Compensation and Human Resources Committee ("Compensation Committee") of the potential risks associated with the Corporation's executive compensation policies and practices; and (4) the Compensation Committee's review of management's assessment of the likelihood that the incentive compensation plans will have a material adverse impact.

Cybersecurity Oversight

The Board is responsible for overseeing the Corporation's cybersecurity risk. Cybersecurity risks are included in the risk reports to the Audit Committee discussed above. The Audit Committee receives cybersecurity updates that focus on our most critical assets, cybersecurity drills, exercises, mitigation of cybersecurity risks and assessments by third-party experts.

Political Contribution Oversight

The Board oversees our political engagement policies, programs and practices. The Governance Committee is also responsible for advising and assisting the Board with respect to our political engagement. Our policies, including the governance and decision-making process for corporate political contributions, are described in detail at <https://www.cmsenergy.com/corporate-governance/political-engagement>. We believe Board oversight of our political activity along with the Board's alignment with our current disclosure standards provide the necessary accountability to ensure that political activities are conducted in the best interest of customers, shareholders and other stakeholders. Through Board oversight, we have maintained a rigorous compliance process to ensure that its political activities are lawful, properly disclosed and align with our Codes.

Public Responsibility and Sustainability Oversight

The Board oversees our public responsibility and sustainability practices. The Governance Committee is also responsible for advising and assisting the Board with respect to our public responsibility and sustainability matters. We are committed to corporate responsibility through our business, culture, environment and our communities – past, present and future. We conduct business safely and ethically to preserve the environment and sustain our communities while serving our customers across the state of Michigan. This aligns with our purpose, which is to achieve world class performance while delivering hometown service. We measure our progress towards this purpose by considering our impact on the "triple bottom line" of people, planet, and profit, which is underpinned by performance; this consideration takes into account not only the economic value that we create, but also our responsibility to social and environmental goals.

The planet element of the triple bottom line represents our commitment to protect the environment, which extends beyond complying with the various state and federal laws and regulations.

We are committed to caring for the environment as part of our strategic direction. Some of our environmental and sustainability achievements include the following:

- In 2016, we retired seven coal-fueled electric generating units, representing 33 percent of Consumers' coal-fueled generating capacity.
- In 2018, we announced Consumers' clean energy goals which include no coal by 2040 and five year goals of saving 1 billion gallons of water, reducing waste to landfills by 35 percent and enhancing, restoring, or protecting 5,000 acres of land in Michigan.
- In 2018, we filed Consumers' Integrated Resource Plan, which includes plans for more than 90% carbon emissions reduction by 2040 and provides a strategic roadmap for reaching Consumers' clean energy goals by 2040.
- In 2018, we became the first companies in the United States to enter into Sustainability-linked loans.

Our environmental leadership has received recognition by third parties, including the following in 2018:

- Voted #1 in Michigan and #9 in the U.S. by Newsweek® in its annual Green Rankings.
- Received an ENERGY STAR® award from the U.S. Environmental Protection Agency for the sixth time in seven years.

We provide extensive public reporting and are forthcoming in disclosures about our environmental stewardship and long-term strategy. We address issues related to climate change in SEC, Environmental Protection Agency and other regulatory agency filings, and by voluntarily reporting our climate risk strategy and related data to CDP (formerly known as the Carbon Disclosure Project). We also publish an annual Sustainability Report and in 2018, we completed the EEI ESG & Sustainability Report and published our first Climate Assessment Report, which addresses the long-term implications of our electric supply fuel mix and capital expenditure plans.

We continually update and enhance disclosures relating to our sustainability efforts. These disclosures and updates can be found on our website at <https://www.cmsenergy.com/environment>.

We have created a cleaner, more sustainable energy future by taking a leadership position in reducing air emissions and water usage, saving landfill space and boosting the amount of renewable energy supplied to customers. We have also provided, and intend to continue providing, appropriate disclosures to our shareholders regarding climate change and the risks it poses.

Shareholder Engagement

As part of our overall corporate governance, we have an on-going outreach program to develop and maintain communication with our investors in regard to governance and compensation issues. We value these discussions and the Board considers pertinent feedback when evaluating corporate governance and compensation issues. In addition, management regularly participates in investor and industry conferences throughout the year to discuss performance, environmental, social and governance topics, and share its perspective on business and industry developments. Shareholders may also contact the Board with any inquiry or issue, by the methods described below and the Board will respond as appropriate.

Board Communication Process

Interested parties, including shareholders, employees or third parties can communicate with the Board, Committee, the independent directors as a group, or an individual director, including the Chairman, by sending written communications to the Corporate Secretary, One Energy Plaza, Jackson, Michigan 49201. Envelopes should be clearly marked "Board Communication" or "Director Communication."

The Corporate Secretary will review and forward, as appropriate, such correspondence in order to facilitate communications with the Board or its Committees, the independent directors or individual members.

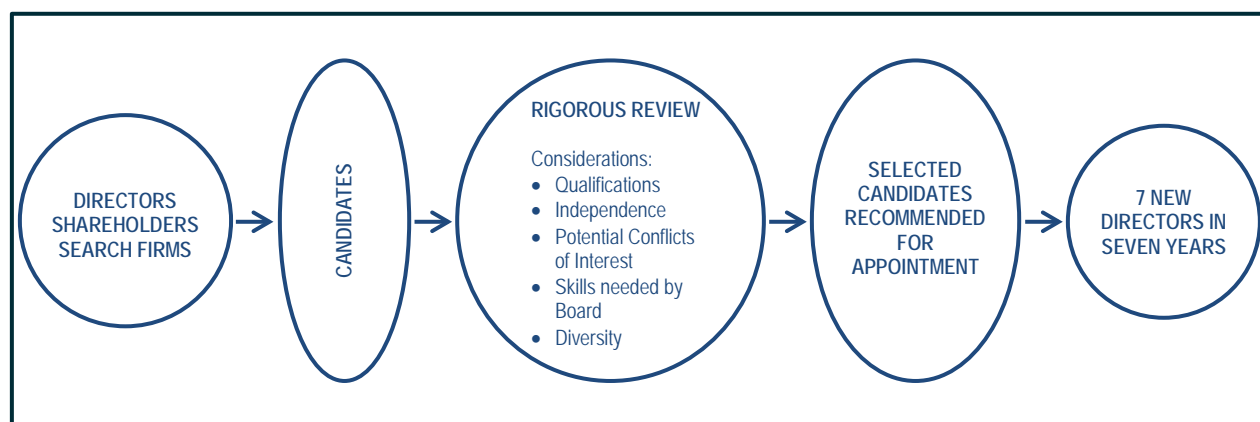
Any shareholder, employee or third party who wishes to submit a compliance concern to the Board or applicable Committees, including complaints regarding accounting, internal accounting controls or auditing matters to the Audit Committee, may do so by any of the following means:

		
send correspondence or materials addressed to the appropriate party c/o the Chief Compliance Officer, CMS Energy Corporation or Consumers Energy Company, One Energy Plaza, Jackson, Michigan 49201	send an email or other electronic communication via the external website www.ethicspoint.com , addressed to the appropriate party	call the CMS and Consumers Compliance Hotlines at either 1-800-CMS-5212 (an internally monitored line) or 1-866-ETHICSP (monitored by an external vendor)

All such communications will be reviewed by the Chief Compliance Officer (who reports directly to the Audit Committee) prior to being forwarded to the Board or applicable Committees or directors, as appropriate.

Identification of Director Candidates

The Governance Committee is responsible for identifying and evaluating director candidates, seeking candidates to serve on the Board consistent with criteria approved by the Board, and recommending a slate of candidates for election at the Annual Meeting. There are numerous steps in identifying director candidates.



The Governance Committee will consider shareholder-recommended director nominees in accordance with the requirements of our Bylaws. The information that must be included and the procedures that must be followed by a shareholder wishing to recommend a director candidate for the Board's consideration are the same as would be required under our Bylaws if the shareholder wished to nominate that candidate directly. The Governance Committee will consider director candidates recommended by shareholders on the same basis that the Governance Committee evaluates other nominees for director.

CMS Bylaws also permit a shareholder, or a group of up to 20 shareholders, who have owned,

continuously for at least three years, at least three percent of the outstanding shares of common stock of the Corporation to submit director nominees (not greater than two or 20% of the Board) for inclusion in its proxy statement if the shareholder(s) and the nominee(s) satisfy the requirements in the CMS Bylaws.

A director nomination that is not submitted for inclusion in the proxy statement but instead is sought to be presented directly at the Annual Meeting, must comply with the advance notice provisions in our Bylaws.

Any recommendation or nomination submitted by a shareholder regarding a director candidate must be submitted within the time frame provided in our Bylaws for director nominations and must include (a) a statement from the proposed nominee that he or she has consented to the submission of the recommendation or nomination and (b) such other information about the proposed nominee(s) and/or nominating shareholder(s) as is required by our Bylaws.

Written notice must be sent to the Corporate Secretary, One Energy Plaza, Jackson, Michigan 49201. You may access our Bylaws at www.cmsenergy.com/corporategovernance.

Director Candidate Qualifications

Director candidates are sought whose particular background, experiences and qualities meet the needs of the Board. The Board values high standards of integrity, business ethics and sound judgment, which add value, perspective and expertise to the Board's deliberations. The Governance Committee assesses, on a regular basis, the qualifications needed by the Board in light of the Board's current composition and recommends changes to the Board when appropriate; and determines from time to time other criteria for selection and retention of Board members. The Governance Committee has not established any specific, minimum qualifications that must be met by director candidates or identified any specific qualities or skills that the directors must possess. Although the Governance Committee has not established a formal policy on diversity, it has adopted, as a general guideline, that the Board will include a broad spectrum of diverse business, political, academic, demographic and social interests. The Governance Committee takes a wide range of factors into account in evaluating the suitability of director candidates, including experience in business, leadership, regulated utility, sustainability and environment, risk management, customer experience, safety, governance, accounting, finance, legal, information technology, lean practices, and compensation and human resources, which will bring a diversity of thought, perspective, approach and opinion to the Board. The Governance Committee does not have a single method for identifying director candidates but will consider candidates suggested by a wide range of sources. Shank is standing for election by the shareholders for the first time at this Annual Meeting. Shank was initially identified as a potential nominee by an officer and recommended for nomination by the Governance Committee. Shank was elected to the Board effective January 18, 2019. Shank is the only director nominee for the Annual Meeting who is standing for election by the shareholders for the first time.

Director Tenure

The Board believes that diversity in tenure adds value, perspective and expertise to the Board's deliberations, with longer-tenured directors bringing a deep understanding of the Corporation and shorter-tenured directors bringing a fresh perspective. Over the past seven years, the Board has added seven new directors. Director term limits, included in our Principles, state that Directors (other than the CEO) first elected after January 2017, may not serve on the Board for more than 15 years and Committee chairs (other than the Executive Committee) may not serve in such role for more than five years.

Director Independence

Directors Barfield, Butler, Darrow, Ewing, Harvey, Shank, Soto, Szniewajs, and Wright are “independent” and Director Philip R. Lochner, Jr. who retired in 2018 was independent, as determined by the Board, in accordance with the NYSE listing standards, applicable rules and regulations of the SEC, our more stringent Independence Standards, as set forth in our Principles, and taking into consideration all business relationships between the Corporation and its subsidiaries and each non-employee director. Russell is not independent because he has been an employee of the Corporation within the last three years. Poppe is not independent due to her employment relationship with the Corporation.

The Board identified the following relationships which were deemed immaterial to such Directors’ independence:

- Charitable contributions made to organizations of which certain of the Directors are affiliated.
- Purchases and sales of services, commodities, materials or equipment, to and from entities, during the ordinary course of business, on which certain of the Directors serve and all such transactions were significantly below one percent of the consolidated gross revenues of the counterparty to the transaction.
- Retail electricity or natural gas purchases from Consumers at rates or charges fixed in conformity with law or governmental authority.

In addition, the Board has affirmatively determined that each member of the Audit Committee and Compensation Committee is independent under NYSE listing standards, rules and regulations of the SEC and, if applicable, the Internal Revenue Code (“IRC”). Furthermore, the Board has determined that the ability of our Audit Committee members to serve on our Audit Committee is not impaired by service on other audit committees.

The Independence Standards, adopted by the Board as part of our Principles, can be found at www.cmsenergy.com/corporategovernance.

CMS Majority Voting Standard

Under the CMS Articles of Incorporation, CMS Bylaws and our Principles, any director nominee who receives less than a majority of the votes cast by the CMS shareholders at a regular election shall promptly tender his or her resignation. For this purpose, a majority of the votes cast means that the number of shares voted “for” a director must exceed 50% of the votes cast with respect to that director, not counting abstentions. Upon receipt of such a tendered resignation, the CMS Governance Committee shall consider and recommend to the CMS Board whether or not to accept the resignation. The CMS Board will act on the CMS Governance Committee’s recommendation within 90 days following certification of our shareholder vote, and contemporaneously with that action will cause CMS to publicly disclose the CMS Board’s decision whether to accept or decline such director’s resignation offer (and the reasons for rejecting the resignation offer, if appropriate). The director who tenders his or her resignation pursuant to the standard will not be involved in either the CMS Governance Committee’s recommendation or the CMS Board’s decision to accept or decline the resignation. Due to complications that arise in the event of a contested election of directors, this standard would not apply in that context, and the underlying plurality vote requirement of Michigan law would control any contested director elections.

Director Education

Board members are expected to attend at least one continuing education program annually, sponsored by a recognized utility industry or corporate governance organization. All Director nominees, except one, serving in 2018, attended at least one continuing education program in 2018. Also, we have an internal director education program. The internal program includes corporate and industry information disseminated through orientation programs, business training modules and reports and operational site visits.

Board, Committee and Director Evaluations

The Board is committed to continuous self-improvement, and Board and Committee evaluations are an important tool for promoting effectiveness. The Board conducts a performance evaluation annually and periodically engages a third party to conduct individual Director peer evaluations. The Governance Committee, in consultation with the Chairman, oversees the Board, Committee and Director evaluation processes.

Board and Committee evaluations are conducted for the Board and each standing Committee. Each Director participates in the process by completing a questionnaire that reviews the previous year's performance. The questionnaire assesses, among other items, Board: 1) effectiveness, 2) meeting procedures, 3) operations, 4) composition, 5) accountability, and 6) future challenges. Directors may choose to provide their feedback anonymously. The Directors then discuss the evaluation results in executive session. Policies and practices are then updated to address feedback, as appropriate.

Director peer evaluations provide Directors an opportunity to evaluate each other and identify opportunities for their own growth and development. Peer evaluations and development follow-ups are facilitated by an independent third party and include confidential, open-ended, one-on-one interviews with each Director. The Board has conducted these periodic peer evaluations since 2008. The latest Director peer evaluation cycle began in 2018.

Board and Committee Information

The CMS and Consumers Board each met nine times during 2018. Our Principles state the expectation that each Director will attend all scheduled Board and Committee meetings of which he or she is a member, as well as the Corporation's annual meeting of shareholders. All Directors serving during 2018 attended more than 75% of the Board and assigned Committee meetings. Overall, the Directors attended 99% of the Board and assigned Committee meetings. The then-current Board members, except one, attended the 2018 annual meeting of shareholders.

The Board has five standing Committees including an Audit Committee, a Compensation Committee, an Executive Committee, a Finance Committee and a Governance Committee. The members and the responsibilities of the standing Committees of the Boards are listed below. Other than the Executive Committee, of which Russell serves as Chair, each Committee is composed entirely of "independent" Directors, as that term is defined by the NYSE listing standards and our Principles described above. Committees may also invite members of management or others to attend their meetings as they determine appropriate. Poppe and Russell routinely attend committee meetings.

On a regularly-scheduled basis, the non-employee Directors meet in executive session (that is, with no employee Directors present) and may invite such members of management to attend as they determine appropriate. At least once each year, the independent Directors meet in executive session in conformance with the NYSE listing standards. In 2018, the CMS independent Directors met three times and the Consumers independent Directors met three times. In 2018, Presiding Director Harvey presided over the executive sessions of independent Directors.

Committees	Members *Committee Chairperson	Primary Responsibilities	2018 Meetings	
			CMS	Consumers
Audit Committee	Jon E. Barfield* Suzanne F. Shank* (1) Myrna M. Soto John G. Szniewajs* Laura H. Wright* * "Audit Committee Financial Expert" as such term is defined by the SEC. All members are financially literate.	<ul style="list-style-type: none"> • Oversee the integrity of consolidated financial statements and financial information, the financial reporting process and the system of internal accounting and financial controls and to retain independent auditors. • Pre-approve all audit and non-audit services provided by the independent auditors, assess the independent auditors' qualifications and independence and review the independent auditors' performance. • Oversee compliance with applicable legal and regulatory requirements and with the Codes. • Oversee our risk management policies, controls and exposures, including cyber. • Review the performance of the internal audit function and prepare the Report of the Audit Committee for inclusion in the Proxy Statement. 	7	7
Compensation and Human Resources Committee	Deborah H. Butler Kurt L. Darrow* Stephen E. Ewing William D. Harvey	<ul style="list-style-type: none"> • Review and approve the executive compensation structure and policies and set the CEO compensation level. • Review and recommend to the Board incentive compensation plans, review and approve the grant of stock and other stock-based awards pursuant to the incentive plans and review and approve corporate financial and business goals and target awards, and the payment of performance incentives, pursuant to the annual incentive plans. • Produce an annual report of the Compensation Committee to be included in the Proxy Statement as required by SEC rules and regulations. • Review and approve the CEO's selection of candidates for officer positions and recommend such candidates to the Board for annual or ad hoc elections. • Review and approve officer stock ownership guidelines and compliance. • Review and advise the Board concerning the management succession plan and review the organizational and leadership development plans and programs. 	3	3
Finance Committee	Deborah H. Butler Kurt L. Darrow Stephen E. Ewing* Suzanne F. Shank (1) John G. Szniewajs Laura H. Wright	<ul style="list-style-type: none"> • Review and make recommendations to the Board concerning the financing and investment plans and policies. • Approve short- and long-term financing plans. • Approve financial policies relating to cash flow, capital structure and dividends. • Recommend Board action to declare dividends. • Review and approve potential project investments and other significant capital expenditures and monitor the progress of significant capital projects. 	4	4
Governance, Sustainability and Public Responsibility Committee	Jon E. Barfield William D. Harvey* Myrna M. Soto	<ul style="list-style-type: none"> • Establish and review our Principles, consider candidates properly recommended by shareholders, identify and recommend director candidates, consider resignations of directors, and review public responsibility matters. • Recommend ways for the Board to enhance overall performance and effectiveness. • Annually review the operation and performance of the Board and Committees. • Review the Codes and recommend actions to the Board in cases where directors have violated the Directors' Code. • Review stakeholder outreach, stewardship and corporate social responsibility matters and oversee sustainability matters. • Review political and charitable contributions. 	4	4
Executive Committee	Kurt L. Darrow Stephen E. Ewing William D. Harvey John G. Russell* Laura H. Wright	<ul style="list-style-type: none"> • Exercise the power and authority of the Board as may be necessary during the intervals between Board meetings, subject to such limitations as are provided by law or by resolution of the Board. 	0	0

(1) Joined the committee in January 2019

Compensation Risk

Management annually undertakes a comprehensive review of the compensation policies and practices throughout the organization in order to assess the risks presented by such policies and practices.

Following this year's review, we have determined that such policies and practices are not reasonably likely to have a material adverse effect. Management's analysis and determination were reported to and reviewed by the Compensation Committee.

Codes of Ethics

We have adopted an employee code of ethics, titled "CMS Energy 2019 Code of Conduct and Guide to Ethical Business Behavior" ("Employees' Code") that applies to the CEO, Chief Financial Officer ("CFO") and Chief Accounting Officer ("CAO"), as well as all other officers and employees of CMS and Consumers. CMS and Consumers have also adopted a director code of ethics titled "2019 Board of Directors Code of Conduct" ("Directors' Code") that applies to the members of the Board. The Governance Committee annually reviews the Codes and recommends changes to the Board, as appropriate. The Employees' Code is administered by the Chief Compliance Officer, who reports directly to the Audit Committee. The Audit Committee oversees compliance with the Codes. Any alleged violation of the Directors' Code will be investigated by disinterested members of the Audit Committee, or if none, by disinterested members of the Board. The Governance Committee would recommend appropriate action to the Board in the event a determination is made that a director violated the Directors' Code. The Codes and any waivers of, or amendments or exceptions to, a provision of the Employees' Code that applies to the CEO, CFO, CAO or persons performing similar functions and any waivers of, or exceptions to, a provision of our Directors' Code will be disclosed on our website at www.cmsenergy.com/complianceandethics. No such waivers or exceptions have been granted.

Related Party Transactions

CMS, Consumers or their subsidiaries may occasionally enter into transactions with related parties. "Related Parties" include directors or executive officers, beneficial owners of more than 5% of our common stock, family members of such persons, and entities in which such persons have a direct or indirect material interest. As set forth in our Codes, we consider a related party transaction to have occurred when a Related Party enters into a transaction in which we are participating, the transaction amount is more than \$10,000 and the Related Party has or will have a direct or indirect material interest ("Related Party Transaction"). Any Related Party Transaction must be reported to us.

In accordance with our Codes and the Audit Committee Charter, Related Party Transactions must be pre-approved by the Audit Committee. In drawing its conclusion on any approval request, the Audit Committee considers the following factors:

- Whether the transaction involves the provision of goods or services that are available from unaffiliated third parties;
- Whether the terms of the proposed transaction are at least as favorable as those that might be achieved with an unaffiliated third party;
- The size of the transaction and the amount of consideration payable to a Related Party;
- The nature of the interest of the applicable Related Party; and
- Whether the transaction may involve an actual or apparent conflict of interest, or embarrassment or potential embarrassment when disclosed.

The policies and procedures relating to the Audit Committee's approval of Related Party Transactions are found in the Codes, which are available at www.cmsenergy.com/complianceandethics.

Since January 1, 2018, there have been no Related Party Transactions to report.

No Pledging or Hedging

In accordance with our Codes, CMS' and Consumers' officers, employees and directors may not engage in pledging or purchasing on margin our securities, "trading" of our securities or selling "short" our securities or buying or selling puts or calls, hedges or other derivative securities relating to our securities, including compensatory awards of equity securities or our securities otherwise held, directly or indirectly, by those persons. For purposes of these Codes, "trading" means a combination or pattern of substantial or continuous buying and selling of securities with the primary objective of realizing short-term gains. Selling "short" is a technique in which investors bet on a stock price falling by selling securities they do not own with the understanding that they will buy them back, hopefully at a lower price.

Management Succession Planning

The Board engages in an active succession planning process. The Board selects a CEO and then consults with the CEO concerning the selection of a senior management team and plans for their succession. The management succession plan also includes provisions for CEO succession. The Compensation Committee regularly reviews succession planning issues and reports to the Board. The Compensation Committee also advises the Board on succession planning, including policies and principles for executive officer selection. CEO evaluations are conducted annually.

CEO Pay Ratio

It is the philosophy of CMS and Consumers to provide market-based compensation tied to performance. An employee's compensation is based on a combination of the market value of his or her position along with individual experience and performance.

For the fiscal year ended December 31, 2018, the median of the annual total compensation of all CMS employees (other than Poppe, President and CEO), was \$106,125; and the annual total compensation of Poppe was \$8,091,185. Based on this information the ratio of the annual total compensation of the President and CEO to the median of the annual total compensation of all CMS employees was 76.2 to 1.

SUMMARY COMPENSATION TABLE – CMS ENERGY

	Base Pay	Over Time	Stock Awards	Non-Equity Incentive	Change in Pension Value and Nonqualified Deferred Compensation	All Other Comp	Total	Ratio
Median Employee (1)	\$101,244	-	-	\$830	-	\$4,051	\$106,125	76.2:1
Patricia K. Poppe	\$1,200,000	-	\$4,609,710	\$1,876,800	-	\$404,675	\$8,091,185	

(1) Median employee occupies an exempt mid-level information technology analyst position in Michigan that requires a bachelor's degree.

For the fiscal year ended December 31, 2018, the median of the annual total compensation of all Consumers employees (other than Poppe, President and CEO), was \$109,100; and the annual total compensation of Poppe was \$8,091,185. Based on this information the ratio of the annual total compensation of the President and CEO to the median of the annual total compensation of all Consumers employees was 74.2 to 1.

SUMMARY COMPENSATION TABLE – CONSUMERS

	Base Pay	Over Time	Stock Awards	Non-Equity Incentive	Change in Pension Value and Nonqualified Deferred Compensation	All Other Comp	Total	Ratio
Median Employee (1)	\$104,062 (2)	-	-	\$923	-	\$4,115	\$109,100	74.2:1
Patricia K. Poppe	\$1,200,000	-	\$4,609,710	\$1,876,800	-	\$404,675	\$8,091,185	

(1) Median employee occupies an exempt senior level environmental analyst position in Michigan that requires a bachelor's degree.

(2) Base salary contains premium pay of \$1,198.

In determining the median employee for each of CMS and Consumers, our calculation includes employees as of December 31, 2018, as follows:

CMS, including Consumers		Consumers	
Full-time employees	7,957	Full-time employees	7,504
Seasonal or temporary employees (1)	698	Seasonal or temporary employees (1)	698
Part-time employees	65	Part-time employees	14
Total employees	8,720	Total employees	8,216
Average Tenure	12.5 years	Average Tenure	12.9 years

(1) Seasonal or temporary employees include interns and Enhanced Infrastructure Replacement Program ("EIRP") employees in the Gas Operations business segment at Consumers that were active employees as of December 31, 2018. The type of work EIRP employees perform is done during the construction season, and these employees are subject to annual lay-offs over the winter months.

All employees are U.S.-based with 96% of our employee population in Michigan. Total compensation for purposes of determining the median employee is illustrated below by pay element. We identified each of CMS' and Consumers' median employees using these compensation measures, which were consistently applied to all employees.

The pay elements that were included in the annual total compensation to identify the median employee are:

- salary for all full time and part-time permanent employees, based on salary level in effect as of December 31, 2018 and hours worked during the year;
- salary received in fiscal year 2018 for seasonal or temporary employees as of December 31, 2018;
- annual incentive payment received for performance year 2018;
- grant date value of stock awards granted in fiscal year 2018;
- relocation, housing and/or auto allowance paid in fiscal year 2018; and
- reimbursement for Corporation-paid executive physical during fiscal year 2018.

Once the annual total compensation was calculated for each employee using the above measures, the annual total compensation of all employees was ranked except for the President and CEO from lowest to highest, and the median employee was identified.

Once the median employee was determined, the median employee's compensation for fiscal year 2018

was calculated in accordance with the requirements of Item 402(c)(2)(x) of Regulation S-K as prescribed for inclusion in the 2018 Summary Compensation Table included in this Proxy Statement. With respect to the annual total compensation of the President and CEO, the amount reported in the “Total” column of our 2018 Summary Compensation Table included in this Proxy Statement was used.

Directors’ Compensation

The following table contains Director compensation information for 2018.

2018 DIRECTORS’ COMPENSATION TABLE

	Fees Earned or Paid in Cash	Stock Awards (1) (2)	Other Compensation (3)	Total
Name (a)	(\$ (b))	(\$ (c))	(\$ (d))	(\$ (e))
Current Directors:				
Jon E. Barfield	110,000	130,000	-	240,000
Deborah H. Butler	105,000	130,000	-	235,000
Kurt L. Darrow	120,000	130,000	-	250,000
Stephen E. Ewing	120,000	130,000	-	250,000
William D. Harvey	145,000	130,000	-	275,000
John G. Russell	255,000	130,000	1,000	386,000
Myrna M. Soto	110,000	130,000	-	240,000
John G. Sznawajs	110,000	130,000	-	240,000
Laura H. Wright	125,000	130,000	-	255,000
Former Director:				
Philip R. Lochner, Jr.	45,833	-	-	45,833

- (1) Amounts represent the aggregate grant date fair value of the annual equity awards to the non-employee directors. See Note 13, Stock-Based Compensation, to the Consolidated Financial Statements included in CMS’ and Consumers’ Annual Report on Form 10-K for the year ended December 31, 2018, for a discussion of the relevant assumptions used in calculating the aggregate grant date fair value pursuant to ASC 718.
- (2) The aggregate number of shares of unvested restricted stock outstanding as of December 31, 2018, for each non-employee director: Barfield, Ewing, Harvey, and Wright were 2,799; and Russell was 22,161. Directors Butler, Darrow, Soto, Sznawajs and former Director Lochner have no shares of unvested restricted stock outstanding as of December 31, 2018. The aggregate number of shares of outstanding restricted stock units as of December 31, 2018, for each non-employee director: Butler was 12,365, Darrow and Sznawajs were 9,035 and Soto was 5,870.
- (3) Amounts in this column represent matching gift contributions made by the Corporation to charitable organizations to which the Director made a contribution. The Corporation’s matching gift contribution program is available to all CMS and Consumers employees and Directors and only applies to gifts to Michigan institutions.

Narrative to 2018 Directors’ Compensation Table

Non-employee director compensation is benchmarked annually. Directors who are CMS or Consumers employees do not receive retainers or fees for service on the Board or as a member of any Committee. Non-employee directors receive an annual retainer fee and restricted stock award for service on the CMS and Consumers Boards and additional annual retainer fees for certain Committee positions. Directors are reimbursed for expenses incurred in attending Board or Committee meetings and other company business.

In 2018, directors who were not CMS or Consumers employees each received an annual cash retainer fee. The following table describes the annual cash retainer fee received for service in 2018 and the annual cash retainer fee that will be received for service in 2019, as well as other fees for Director services. Annual retainer fees are paid based on the number of months served on the Board in each respective capacity.

Year	Annual Cash Retainer	Chairman of the Board	Presiding Director	Chair of the Audit Committee	Other members of the Audit Committee	Chairs of the Compensation, Finance and Governance Committees
2018	\$105,000	\$150,000	\$25,000	\$20,000	\$5,000	\$15,000
2019	\$110,000	\$175,000	\$30,000	\$20,000	\$5,000	\$15,000

In May 2018, all then-serving non-employee directors, were awarded a number of shares of restricted stock with a fair market value at the time of award of \$130,000. These shares of restricted stock are 100% tenure-based and vest 100% at the next annual meeting date. In 2019, the annual restricted stock award will have a fair market value at the time of the May 2019 award of approximately \$150,000, an increase of \$20,000 from 2018. These shares of restricted stock will be 100% tenure-based and vest at the next annual meeting date. Under our Performance Incentive Stock Plan, non-employee directors may defer receipt of their annual equity awards until a deferral date selected by the director. If a deferral election is made by the director, the equity awards subject to the deferral election will be granted as restricted stock units rather than restricted stock awards. Directors Butler, Darrow, Soto, and Szniewajs elected to defer equity in 2018.

Stock ownership guidelines have been adopted by the Board that align further the interests of the directors with our shareholders. Directors are required to hold CMS common stock equivalent in value to five times their annual cash retainer by the end of the fifth calendar year of becoming a director. In the event a director has not met the stock ownership guidelines in the prescribed time frame, in lieu of the director receiving his or her monthly cash retainer, the retainer will be used to purchase CMS common stock until such time as the guideline has been met. All directors currently comply with this stock ownership requirement or are currently expected to comply by the end of their fifth calendar year of becoming a director.

Pursuant to the Directors' Deferred Compensation Plan ("DCP"), a director who is not an employee may, at any time prior to a calendar year in which cash retainer fees are to be earned, irrevocably elect to defer payment, through written notice, of all or a portion of any of the cash retainer fees that would otherwise be paid to the director. Deferred amounts will be distributed in a lump sum or in annual installments in cash, as specified in the director's initial election. Fidelity Investments, an independent record keeper, administers the DCP. The participant decides how contributions are invested among a broad array of mutual funds selected by and provided by the record keeper. Funds equal to the amounts deferred are transferred to Fidelity Investments. Our payment obligations to the directors remain an unsecured contractual right to a payment. Directors Barfield, Butler, Darrow, Soto, and Szniewajs participated in the DCP in 2018.

Beneficial Ownership

The following table shows those persons known to us as of March 5, 2019 to be the beneficial owners of more than 5% of CMS or Consumers' voting securities:

Name and Address of Beneficial Owner	Number of CMS Shares Beneficially Owned (1)	Number of Consumers Shares Beneficially Owned (2)	Percentage of Beneficial Ownership	Number of Shares Beneficially Owned with:			
				Sole Voting Power	Shared Voting Power	Sole Investment Power	Shared Investment Power
BlackRock, Inc. 55 East 52nd Street New York, NY 10055 (Schedule 13G/A filed on February 4, 2019)	26,150,756	N/A	9.2	23,478,011	None	26,150,756	None
The Vanguard Group 100 Vanguard Blvd. Malvern, PA 19355 (Schedule 13G/A filed on February 11, 2019)	34,854,677	N/A	12.3	379,570	159,644	34,374,291	480,386
JP Morgan Chase & Co. 270 Park Ave. New York, NY 10017 (Schedule 13G/A filed on January 18, 2019)	15,485,569	N/A	5.4	15,003,726	36,134	15,396,116	87,299
Capital World Investors 333 South Hope Street Los Angeles, CA 90071 (Schedule 13G filed on February 14, 2019)	15,012,683	N/A	5.2	15,012,683	None	15,012,683	None
CMS Energy Corporation One Energy Plaza Jackson, MI 49201	N/A	84,108,789	99.6	84,108,789	None	84,108,789	None

- (1) Based solely upon information contained in Schedules 13G and 13G/A filed by each beneficial owner with the SEC pursuant to Rule 13d-1(b) of the Exchange Act regarding their respective holdings of CMS common stock as of December 31, 2018.
- (2) CMS is the holder of all Consumers' outstanding common stock consisting of 84,108,789 shares. Neither CMS nor any of its subsidiaries hold any shares of Consumers' preferred stock.

Each of these Schedule 13G and 13G/A filings indicates that these shares were acquired in a fiduciary capacity in the ordinary course of business for investment purposes. To the knowledge of our management, no other person or entity currently owns beneficially more than 5% of any class of CMS or Consumers outstanding voting securities. The Schedules 13G and 13G/A filed by the holders identified above do not identify any shares with respect to which there is a right to acquire beneficial ownership. Except as otherwise noted, the persons named in the table above have sole voting and investment power with respect to all shares shown as beneficially owned by them.

The following table shows the beneficial ownership of CMS common stock as of March 5, 2019 by the directors and named executive officers of both CMS and Consumers and by all directors and executive officers as a group:

Name	Number of Shares Beneficially Owned (1)
Jon E. Barfield	22,105
Deborah H. Butler	14,003
Kurt L. Darrow	18,795
Stephen E. Ewing	41,679
William D. Harvey	31,850
John G. Russell	318,584
Suzanne F. Shank	948
Myrna M. Soto	15,179
John G. Szniewajs	12,129
Laura H. Wright	24,188
Patricia K. Poppe	419,519
Reiji P. Hayes	84,950
Catherine M. Reynolds	129,814
Brian F. Rich	65,301
Garrick J. Rochow	96,289
All Directors and executive officers (2)(3)	1,489,372

- (1) Restricted stock awards are included in the number of shares shown above. Poppe, Hayes, Reynolds, Rich and Rochow as well as all other executive officers of CMS and Consumers as a group, held 357,012, 83,004, 76,480, 42,319, 55,053 and 159,827 shares of restricted stock, respectively. The number of shares shown above includes the shares that each person or group of persons named in the table has the right to acquire within 60 days of March 5, 2019, including restricted stock units, and no shares are pledged as security. Except for Barfield, whose spouse owns 500 shares of CMS common stock, the persons named in the table above have sole voting and investment power with respect to all shares shown as beneficially owned by them.
- (2) This group includes the directors of CMS and Consumers, and the executive officers of both CMS and Consumers. As of March 5, 2019, the directors and executive officers of CMS and Consumers collectively owned approximately 1.0% of the outstanding shares of CMS common stock. Each of the persons named in the table above individually owns less than 1.0% of the outstanding shares of CMS common stock.
- (3) None of the CMS and Consumers directors or executive officers own any class of Consumers' voting securities.

Section 16(a)

Beneficial Ownership

Reporting Compliance

Executive officers, Directors and beneficial owners who own more than 10% of the outstanding shares of CMS or Consumers equity securities are required by Section 16(a) of the Exchange Act:

- to file reports of their ownership and changes in such ownership of CMS or Consumers equity securities or related derivative securities with the SEC and the NYSE; and
- to furnish management with copies of the reports.

To management's knowledge, based upon a review of reports filed with the SEC and representations received from directors and executive officers, during 2018, CMS and Consumers directors, executive officers and more than 10% beneficial owners made all required Section 16(a) filings on a timely basis.

Compensation Discussion and Analysis

In this section, we describe and discuss our executive compensation program, including its objectives and elements, as well as determinations made by the Compensation Committee regarding the compensation of the CEO, CFO and the three other most highly compensated executive officers of each of CMS and Consumers, who we collectively refer to as the "named executive officers" ("NEOs"). As of December 31, 2018, the NEOs for each of CMS and Consumers are Patricia Poppe (President and CEO), Rejji Hayes (Executive Vice President and CFO), Catherine Reynolds (Senior Vice President and General Counsel), Brian Rich (Senior Vice President) and Garrick Rochow (Senior Vice President).

Executive Summary

2018 Performance Highlights

In 2018, we continued to deliver strong financial performance marking 16 years of meeting our adjusted earnings guidance. We believe that the highlights reflect on a successful year of world class performance delivering hometown service with achievements in our triple bottom line of people, planet and profit.

PEOPLE – serving our customers, communities and co-workers.

- **Recognized Employer:**
 - Named one of Michigan's best large companies to work for by Forbes® magazine.
 - Received the Michigan Veterans Affairs Agency's Rising Star Award, recognizing us as a leader with regards to recruiting, retaining, and supporting our Veterans, Active Guard, and Reserve.
 - Ranked 5th on the DiversityInc 2018 list of top utilities.
 - Recognized nationally by *Professional Woman's Magazine* as a top utility for professional women.
- **Brand:** Recognized by an independent national survey as a "Most Trusted Brand," among

combination electricity and natural gas utility customers in the Midwest.

- **Economic Development:**
 - Named an Honorable Mention Top U.S. Utility in Economic Development by Site Selection magazine.
 - Business Facilities magazine also named Consumers Energy an Editor's Choice Top Utility in Economic Development.
- **Morale:** First quartile employee engagement

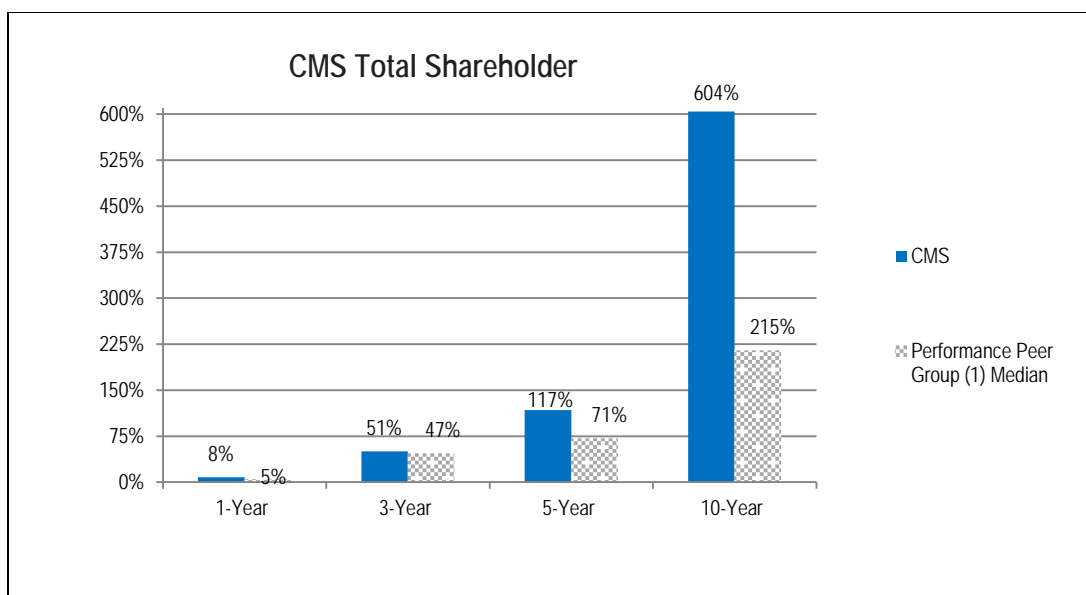
PLANET – going above and beyond environmental legislation to leave our planet better than we found it.

- **Clean Energy:**
 - Announced plan to reduce carbon emissions by 90 percent and no longer use coal to generate electricity, with more than 40% of energy from renewable sources by 2040.
 - Voted #1 in Michigan and #9 in the U.S. by Newsweek®' in its annual Green Rankings.
- **Energy Efficiency:** Received an ENERGY STAR® award from the U.S. Environmental Protection Agency for the sixth time in seven years.
- **Land and Water Perseveration:** Restored over 750 acres of land in Michigan. Reduced our waste to landfills by 12% and water usage by 180 million gallons.

PROFIT – delivering consistent, industry leading financial performance.

- **Earnings per share:** We delivered increased financial performance under the Annual Incentive Plan earnings per share ("EPS")* performance metric. This is higher than the 2018 target under the CMS Incentive Compensation Plan for CMS and Consumers Officers ("Annual Incentive Plan") of \$2.30.
- **Earnings per share growth:** Adjusted average EPS* growth of 7% over three and five years.
- **Operating Cash Flow:** CMS Adjusted Operating Cash Flow* ("OCF") of \$1,812 million exceeds the 2018 Annual Incentive Plan target of \$1,650 million.
- **Dividends:** Common stock dividend increased by 7.5% to \$1.43 per share on an annualized basis – the 12th common stock dividend increase in as many years.
- **Total Shareholder Return:** CMS Total Shareholder Return ("TSR") was 8% and marked the tenth year with performance at or above the median of our Performance Peer Group, as described below.

*A reconciliation of all non-GAAP measures found in this Proxy Statement is in Appendix A.



(1) The companies included in the Performance Peer Group are detailed in the *Objectives of Our Executive Compensation Program* section of this Compensation Discussion and Analysis.

Based on these achievements, our Annual Incentive Plan paid out at 136% of target and our long-term incentive (“LTI”) program paid out at 161% of target for the performance-based portion. The LTI performance-based payout was based on awards granted in 2015, with the payout of such awards determined based on CMS’ relative TSR and LTI EPS (see *The Elements of Our Executive Compensation Program, Equity Compensation, Plan Performance Factor* below) performance from January 1, 2015 to December 31, 2017.

Best Practices

We annually review all elements of the Corporation's executive compensation program and, in addition to designing a program to comply with required rules, we adopt current best practices where appropriate for our business and shareholders. As a result,

We Have ...

- Very limited perquisites. No planes, cars, clubs, security or financial planning. The principal perquisite provided to our executives in 2018 was an annual mandatory physical examination for each NEO;
- Clawbacks in place for the annual incentive and LTI awards;
- Stock ownership guidelines for NEOs and directors, which exclude unvested performance-based restricted stock awards when determining compliance;
- Change-in-control agreements that require a double-trigger for the accelerated vesting of equity awards;
- A policy that prohibits hedging and pledging of the Corporation's securities by employees and directors;
- Annual reviews of our compensation and performance peer groups; and
- Regular briefings from the Compensation Committee's independent compensation consultant regarding key trends and legislative and regulatory updates.

We Don't Have ...

- Dividends paid on unvested performance-based restricted stock awards. In lieu of dividends, recipients receive additional shares of restricted stock that vest based on the same performance measures applicable to the underlying restricted stock;
- Employment agreements. Our executive agreements are limited to separation and change-in-control agreements. Base salary and annual incentive separation amounts do not exceed three times the NEO's base salary and annual incentive amount, with an average of two times; and
- Tax gross-ups. None of the separation or change-in-control agreements contain tax gross-ups.

Program Design

We have designed our executive compensation elements to be balanced and simple, placing emphasis on consistent, sustainable and superior absolute and relative performance. The following elements deliver our executive total direct compensation: base salary; annual incentive; and LTI.

BASE SALARY. Base salary is targeted to approximate the median of a peer group made up of companies of similar business profile and size, and to reflect individual performance and internal considerations.

ANNUAL INCENTIVE. Annual incentive awards are based on the achievement of Annual Incentive EPS (70% of annual incentive) and Annual Incentive OCF (30% of annual incentive) goals. For more information, see *The Elements of Our Executive Compensation Program, Cash Compensation, Plan Performance Factor* below.

The 2018 Annual Incentive EPS target of \$2.30, represented 6% growth over our 2017 actual adjusted EPS of \$2.17. We have delivered adjusted EPS growth year after year for more than 10 years.

The Annual Incentive OCF target for 2018 was established based on the Board-approved budget for the year at \$1,650 million, which remained flat from 2017 due to uncertainty related to pending Michigan Public Service Commission decisions regarding tax reform refunds to our customers.

We pay an annual incentive only if the Annual Incentive EPS or Annual Incentive OCF meet or exceed the threshold levels approved by the Compensation Committee in January of each year. Annual Incentive EPS and Annual Incentive OCF are used to determine the annual incentive payout because the Compensation Committee believes that these two metrics are the building blocks for growing the value of the Corporation and are good indicators of how well we are executing our customer focused strategy. We place more weight on Annual Incentive EPS to reflect the Corporation's and shareholders' focus on earnings per share growth. The payout may be increased or reduced by 10% based on the results of the operating metrics under the Consumers' Annual Employee Incentive Compensation Plan ("Consumers Incentive Plan"). We believe that this alignment with operational performance and the broader employee population is an important aspect of our program design.

LONG TERM INCENTIVE. The LTI program consists of performance-based restricted stock (75% of total LTI) and tenure-based restricted stock (25% of total target LTI).

The 2018 performance-based portion is eligible to vest after three years dependent upon our TSR performance and LTI EPS growth (each weighted equally) relative to the Performance Peer Group. The 2018 LTI program is distinct from the annual incentive program in that it focuses on relative multi-year performance rather than absolute one-year performance. The tenure-based portion vests on the third anniversary of the award date.

Our 2018 LTI program is based on relative TSR performance and relative LTI EPS growth because the Compensation Committee believes that these measures offer a head-to-head comparison of how well our management team performed compared to other management teams in our industry and further motivate management to increase shareholder and customer value through stock price and earnings growth.

We tie a portion of equity compensation to continued employment. The tenure-based restricted stock helps build executive share ownership and alignment with shareholders while serving as an additional retention mechanism that is not subject to the year-to-year fluctuations of any performance measurement although the value is subject to the performance of our stock price.

In 2018, the performance-based restricted stock awards granted in 2016 completed the three-year performance period, with the post-performance period tenure-based vesting satisfied in early 2019. The 2016 performance-based restricted stock awards vested based upon the relative TSR and LTI EPS

growth performance during the performance period (January 1, 2016 to December 31, 2018). Our TSR for the three-year performance period (January 1, 2016 to December 31, 2018) was 56% while the median TSR for our Performance Peer Group was 54%, placing CMS, by comparison, in the 55th percentile. Our LTI EPS Growth for the three-year performance period (January 1, 2016 to December 31, 2018) relative to the Performance Peer Group is not expected to be known until after March 20, 2019.

ADVISORY VOTE. The CMS advisory vote to approve executive compensation, as described in the 2018 CMS Proxy Statement, resulted in a high level of shareholder support with approximately 99% of votes cast in favor of the proposal. We continued to employ the same performance-oriented program design during 2018.

The remainder of this Compensation Discussion and Analysis offers a detailed explanation of the NEO compensation program.

Objectives of Our Executive Compensation Program

The Compensation Committee is responsible for approving the compensation program for the NEOs. The Compensation Committee acts pursuant to its Charter that is annually reviewed by the Board and is available on our website.

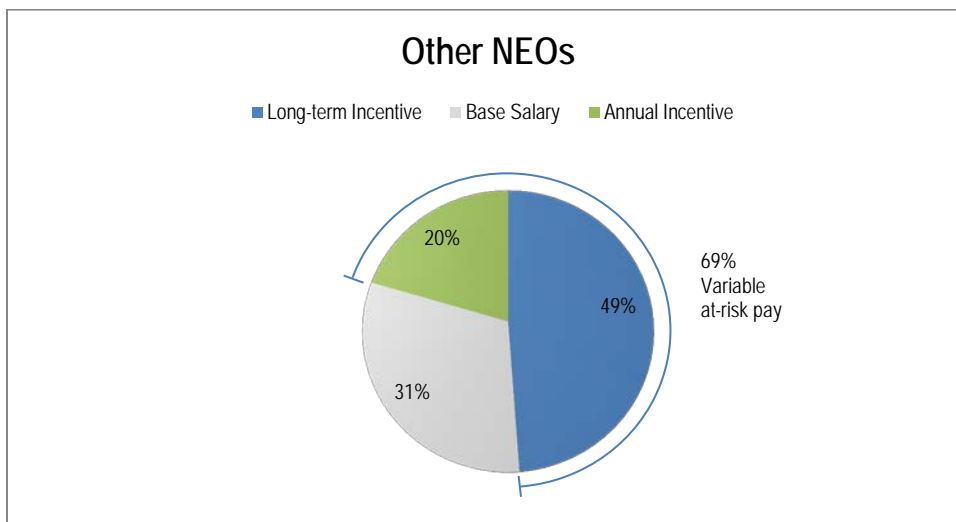
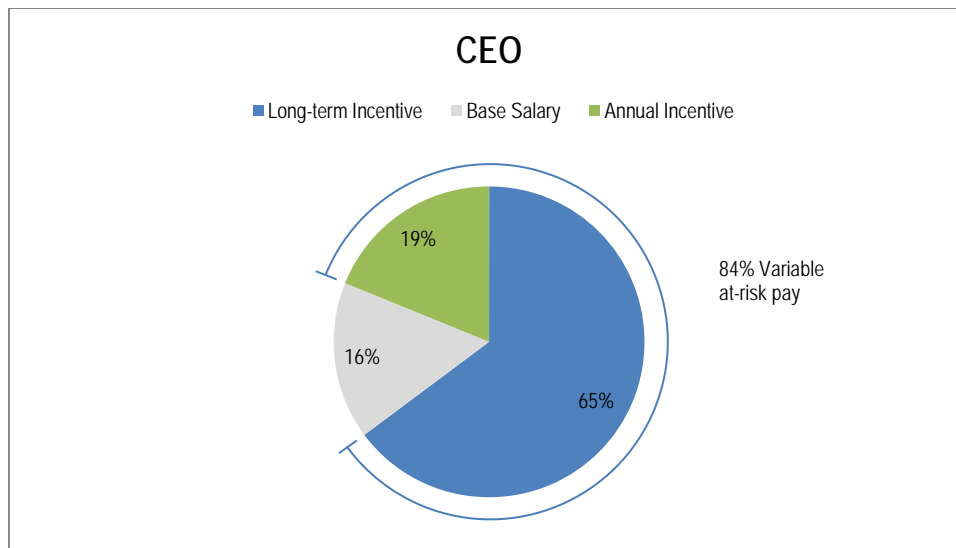
The NEO compensation program is organized around four principles:

- Align With Increasing Shareholder Value;
- Enable Us to Compete for and Secure Top Executive Talent;
- Reward Measurable Results; and
- Be Fair and Competitive.

Align With Increasing Shareholder Value

We believe that a substantial portion of total compensation should be delivered in the form of at-risk equity in order to further align the interests of the NEOs with the interests of our shareholders and customers. Equity compensation is provided through the Performance Incentive Stock Plan (“Stock Plan”). In 2018, awards were subject to the achievement of three-year relative TSR performance and relative LTI EPS growth goals, each weighted equally, over a three-year performance period from January 1, 2018 to December 31, 2020.

Assuming target performance, the following charts are an illustration of the pay mix for the CEO and the NEOs. The charts reflect actual pay data for purposes of the pay mix for NEOs as of December 31, 2018.



Poppe's pay and other NEOs mix for 2018 was targeted at median levels of the Compensation Peer Group.

Enable Us to Compete for and Secure Top Executive Talent

Shareholders and customers are best served when we can attract, retain and motivate talented executives. We create a compensation package for NEOs that delivers total compensation generally targeted to approximate the 50th percentile of the market. The Compensation Peer Group consists of energy companies comparable in business focus and size to CMS with which we might compete for executive talent. The Committee also reviews size-adjusted public utility sector and general industry data, where comparable positions are identifiable.

Annually, the Compensation Committee engages a consultant to provide advice and information regarding compensation practices of the Compensation Peer Group as well as additional information from published surveys of compensation in the public utility sector and general industry.

During the Compensation Committee's review of the CEO's and other officers' compensation levels, the Compensation Committee considered the advice and information received from Pay Governance LLC ("Pay Governance"), the Compensation Committee's independent compensation consultant; however,

the Compensation Committee was ultimately responsible for determining the form and amount of executive compensation. During the time that Pay Governance has been engaged as the compensation consultant, Pay Governance has not performed any services on behalf of management or otherwise been considered to have a conflict of interest regarding CMS or Consumers. The Compensation Committee must direct and approve any work Pay Governance may undertake on behalf of management.

Reward Measurable Results

Base salary is reviewed annually and may be adjusted based on a variety of factors including each NEO's overall performance (both individual and functional) and tenure. The CEO recommends annual base salary adjustments and annual restricted stock awards for all officers, other than the CEO. When making adjustments, the Compensation Committee considers the CEO's recommendations, along with Compensation Peer Group data, internal equity, tenure, and other market data from surveys provided by the independent compensation consultant. CEO base salary is determined solely by the Compensation Committee and considerations include Compensation Peer Group data, other market data and overall Corporation and CEO performance.

Annual incentives, the other form of cash compensation, provide for award opportunities to each NEO under the Annual Incentive Plan. The Annual Incentive Plan pays incentives on the basis of performance during a one-year period. Performance objectives under the Annual Incentive Plan are developed at the start of each year through an iterative process. Management, including executive officers, develops preliminary recommendations for the Compensation Committee's review and approval. For 2018, the Annual Incentive Plan targeted awards varied from 65% to 115% of each NEO's base salary, but payout could range from zero to 160% of target level depending on performance against specific corporate performance goals.

For 2018, 75% of the equity compensation granted to the NEOs was performance-based, designed to reward measurable results. Vesting of such awards is subject to the achievement of relative TSR performance and relative LTI EPS growth goals, weighted equally, over a three-year performance period of January 1, 2018 to December 31, 2020.

The table below illustrates the manner in which: (a) the overall mix of total direct compensation was allocated between variable at-risk and fixed elements for each NEO; (b) variable at-risk compensation was allocated between annual and long-term incentives; and (c) total direct compensation was allocated between cash and equity. Variable at-risk pay is generated from shareholder funds and is not included in the rates of Consumers' electric and gas customers.

2018 TOTAL DIRECT COMPENSATION MIX TABLE (1)

	Percent of Total Direct Compensation That is:		Percent of Variable at-risk Total Direct Compensation That is:		Percent of Total Direct Compensation That is:	
	Variable at-risk (2)	Fixed (3)	Annual (4)	Long-Term (5)	Cash-Based (6)	Equity-Based (7)
Patricia K. Poppe	84%	16%	23%	77%	35%	65%
Reiji P. Hayes (8)	73%	27%	26%	74%	47%	53%
Catherine M. Reynolds	69%	31%	29%	71%	50%	50%
Brian F. Rich	65%	35%	35%	65%	58%	42%
Garrick J. Rochow	68%	32%	31%	69%	53%	47%

- (1) For purposes of this table, (i) total direct compensation includes the sum of actual base salary, Annual Incentive Plan target amount and the market value determined on the date of grant (assuming performance-based restricted stock at target and excluding dividend equivalents) of the Stock Plan equity awards and (ii) Annual Incentive Plan and Stock Plan equity award values are each shown at target.
- (2) Amounts in this column represent Annual Incentive Plan plus Stock Plan equity award value (performance and tenure) divided by total direct compensation.

- (3) Amounts in this column represent base salary divided by total direct compensation.
- (4) Amounts in this column represent Annual Incentive Plan divided by Annual Incentive Plan plus Stock Plan equity award value.
- (5) Amounts in this column represent Stock Plan equity award value divided by Annual Incentive Plan plus Stock Plan equity award value.
- (6) Amounts in this column represent base salary plus Annual Incentive Plan divided by total direct compensation.
- (7) Amounts in this column represent Stock Plan equity award value divided by total direct compensation.
- (8) Pay mix reflects compensation based on a full-year as CFO. 2017 Pay mix reflected compensation as a new hire in mid-2017.

Be Fair and Competitive

We strive to create a compensation program that is fair and competitive, both internally and externally. This is accomplished by evaluating each NEO's individual performance and by comparing the NEOs' compensation to:

- officers of the Compensation Peer Group (as well as other market data as described above), as a means to measure external fairness; and
- other senior employees of CMS, as a means to measure internal fairness.

USE OF TALLY SHEETS. At least annually, the Compensation Committee reviews tally sheets for each of the NEOs. These tally sheets reflect all components of compensation, including base salary, short-term (annual) and LTI compensation, retirement benefits, deferred compensation benefits, death benefits, and benefits or payments that would be payable in connection with a termination of employment or change-in-control. Tally sheets are provided to the Compensation Committee to show how various compensation and benefit amounts are interrelated and how a change in one component of compensation impacts other components and to enable the Compensation Committee to quantify amounts payable upon various termination scenarios.

The overall purpose of these tally sheets is to consolidate all of the elements of actual and potential future compensation of the NEOs, as well as information about wealth accumulation. Using tally sheets, an analysis can be made of both the individual elements of compensation (including the compensation mix) and the aggregate total amount of actual and projected compensation. Tally sheet information is used in various aspects of the analysis and compensation decision-making process including consideration of our management team's internal pay equity.

The Elements of Our Executive Compensation Program

This section describes the various elements of our compensation program for NEOs, together with a discussion of various matters relating to those items, including why we chose to include the items in the compensation program.

Cash Compensation

Cash compensation is paid in the form of base salary and annual incentive. Our 2018 compensation program for NEOs was designed so that the percentage of target cash compensation for the NEOs is comparable to the median of the Compensation Peer Group. That strategy resulted in cash-based compensation (as a percentage of total compensation) representing approximately 35% for the CEO and 47% to 58% for the other NEOs. The components making up the cash portion of total compensation are described in more detail below.

BASE SALARY. Base salary is included in the NEO's annual compensation package because we believe it is appropriate that some portion of NEO compensation be provided in a form that is fixed and liquid.

Each January, the Compensation Committee determines the base salary for each then-serving NEO. In addition, base salaries may be adjusted during the year to reflect changes in job responsibilities or promotions. In the case of new hires, base salaries are determined based on market data and internal equity. Changes in base salary year-over-year are dependent on comparison to market data, past performance and expected future contributions of each individual. The annual increases in base salaries for NEOs in 2018 were as follows:

	12/31/2017 Base Salary (1)	12/31/2018 Base Salary (1)	Percentage Increase
Patricia K. Poppe	\$1,100,000	\$1,200,000	9.1% (2)
Reiji P. Hayes	\$600,000	\$610,000	1.7%
Catherine M. Reynolds	\$600,000	\$618,000	3%
Brian F. Rich	\$450,000	\$460,000	2.2%
Garrick J. Rochow	\$525,000	\$525,000	0% (3)

(1) Represents annual base salary level, as in effect on December 31st of each year.

(2) Increase in pay was made in order to better align compensation with market data.

(3) No base salary increase was awarded in 2018 due to 5% increase awarded in November 2017 for role change to Senior Vice President, Operations.

ANNUAL INCENTIVE. We use performance-based cash incentives as an element of compensation because they enable us to provide an incentive to the NEOs to accomplish specific performance priorities for CMS and provide additional cash compensation only if performance goals approved by the Compensation Committee are achieved. Generally, the threshold, target and maximum performance goals are set so that the difficulty in achieving a payout is consistent from year to year. For 2018, the Annual Incentive Plan was based on our success in meeting established earnings per share and operating cash flow goals described further below. The performance goals are set at levels reflecting our budgeted performance and targeted growth and are based on historical and forecasted financial performance, and analysis of peer performance goal guidelines.

The Annual Incentive Plan allows the Compensation Committee to exercise “negative discretion” to reduce or eliminate payouts but does not allow discretion to increase payouts.

Incentive payout ranges under the Annual Incentive Plan were approved in January 2018 by the Compensation Committee. In determining the payout ranges of incentives, the following factors were considered:

- the threshold, target and maximum incentive level and incentives paid in recent years;
- the relative importance, in any given year, of each performance goal established pursuant to the Annual Incentive Plan; and
- the advice of the compensation consultant as to compensation practices at other companies in the Compensation Peer Group and within the utility industry.

Payments under the Annual Incentive Plan can range, on the basis of performance, from 15% (threshold) to 160% (maximum) of the target incentive. Subject to the Compensation Committee’s use of negative discretion, for 2018 a minimum payout would be earned if either a threshold Annual Incentive EPS performance goal of \$0.04 below or a threshold Annual Incentive OCF performance goal of \$100 million less than target were achieved and there would be a maximum payout if Annual Incentive EPS performance of \$0.07 more than target is achieved and Annual Incentive OCF performance of \$120 million more than target is achieved.

ANNUAL AWARD FORMULA. Annual awards for each eligible officer are based upon a standard award percentage of the officer’s base salary for the performance year and are calculated and made as follows:

Individual Award = Base Salary X Standard Award Percentage X Plan Performance Factor X Consumers Incentive Plan modifier.

The Standard Award Percentages for officers are determined annually by the Compensation Committee as discussed above. Standard Award Percentages of base salary for NEOs in 2018 were as follows:

Patricia K. Poppe	115%
Reiji P. Hayes	70%
Catherine M. Reynolds	65%
Brian R. Rich	65%
Garrick J. Rochow	65%

PLAN PERFORMANCE FACTOR. We refer to Annual Incentive EPS and Annual Incentive OCF performance under the Annual Incentive Plan as the “Plan Performance Factor.”

For 2018, Annual Incentive EPS performance constituted 70% of the Plan Performance Factor and Annual Incentive OCF performance constituted the remaining 30% of the Plan Performance Factor. The Compensation Committee believes that the allocation between earnings per share and operating cash flow performance aligns our performance objectives with our Peer Group and our utility-focused strategy.

The annual award would be reduced by 10% if no award were earned under the operational metrics of the Consumers Incentive Plan and the award would be increased by 10% (but in no event shall the award exceed the maximum of the target annual incentive) if the maximum payout were achieved under the operational metrics of the Consumers Incentive Plan (potential adjustment referred to as “Consumers Incentive Plan modifier”). This potential adjustment provides linkage of executive compensation with our performance goals related to safety, reliability and customer value. No such adjustments to the 2018 Annual Incentive Plan were made as the Consumers Incentive Plan achieved six of the nine operational goals, which did not result in the maximum payout being achieved. See the table below for a listing of the operational goals.

OPERATING GOALS	PERFORMANCE MEASURE
Digital Customer Experience Index (CXi)	• Forrester Index
Generation Customer Value	• Fleet availability at least cost option and within target limits
Employee Safety	• Incidents or Recordable Incident Rating (must have no fatalities for goal achievement)
Public Safety Gas Infrastructure	• Service Lines Replaced • Record Accuracy
Distribution Reliability	• Customer Outage Minutes measured by System Average Interruption Duration Index
Cyber Safety	• Phishing click rate
Customer On-Time Delivery	• Orders completed within target window
Service On-Time Delivery	• Schedule adherence for Work Orders • Volume
Compression Availability	• Unit availability under gas control plan

Under the Annual Incentive Plan, CMS Adjusted OCF (“Annual Incentive OCF”) is determined in accordance with Generally Accepted Accounting Principles (“GAAP”), with adjustments to exclude the following:

- changes in power supply cost recovery from budget (disallowances excluded);
- changes in pension contribution;
- gas-price changes (favorable or unfavorable) related to gas cost recovery in January and February of the following performance year; and

- changes in accounting principles from those used in the budget.

Under the Annual Incentive Plan, CMS Adjusted (non-GAAP) Earnings Per Share (“Annual Incentive EPS”) is determined in accordance with GAAP, adjusted to exclude the following, if applicable:

- losses or gains on asset sales;
- changes in accounting principles from those used in the budget;
- large restructuring and severance expenses greater than \$5 million;
- legal and settlement costs or gains related to previously sold assets;
- regulatory recovery for prior year changes; and
- impacts of Federal tax reform.

PLAN PERFORMANCE RESULTS.

The following is the payout table for the Annual Incentive Plan for 2018.

	Payout Range	Target	Actual (GAAP) Results	Annual Incentive Results	Payout Achievement (%)
Annual Incentive EPS	\$2.26 - \$2.37	\$2.30	\$2.32	\$2.33	140%
Annual Incentive OCF (\$ in Millions)	\$1,550 - \$1,770	\$1,650	\$1,675	\$1,812	160%
Total Payout (weighted)	-	-	-	-	136% (1)

(1) Includes discretionary negative adjustment exercised by the Compensation Committee as described below.

2018 Annual Incentive EPS was \$2.33 which exceeded the target of \$2.30, resulting in achievement of a 140% payout for this metric. Annual Incentive OCF was \$1,812 million, which exceeded the target of \$1,650 million, resulting in achievement of a 160% payout for this metric. The Compensation Committee exercised its negative discretion to ensure management did not benefit from the regulatory timing lag of tax reform-related credits to customers, and to reflect the company’s safety performance in 2018, resulting in a 136% award payout, after consideration for the Compensation Committee’s discretion.

Equity Compensation

We have generally followed a practice of making all equity awards to our officers on a single date each year. We do not have any program, plan or practice to time annual equity awards to our executives in coordination with the release of material non-public information. In 2018, annual equity awards were made to the NEOs in January and are planned to be made in January on an on-going basis. This enables the Compensation Committee to review total compensation holistically at one time and adjust the levels of various compensation elements and compensation mix as necessary for each individual.

STOCK PLAN. As previously indicated, we provide a substantial portion of NEO compensation in the form of equity awards because we believe that such awards serve to align the interests of NEOs with our shareholders and customers. Equity awards to the NEOs are made pursuant to our Stock Plan, which was approved by shareholders in May 2014, and took effect June 1, 2014. The Stock Plan permits awards in the form of stock options, incentive options, stock appreciation rights, restricted stock, restricted stock units, phantom shares and performance units. The minimum vesting period under the stock plan is 36 months for restricted stock, stock options, and stock appreciation rights. No dividends are paid on unvested performance-based stock awards. In lieu of dividends, recipients receive additional shares of restricted stock that vest based on the same performance measures applicable to the underlying restricted stock.

AWARD OF RESTRICTED STOCK. At the present time, we believe that performance-based restricted stock (also known as performance shares) is an effective form of equity compensation because of the alignment it creates with shareholders. After the vesting, there is no holding period requirement as long as specific stock ownership guidelines have been met by the NEO, see *Corporate Governance as it Relates to Executive Compensation, Stock Ownership Guidelines*, below. The Stock Plan also contains a clawback provision, see *Corporate Governance as it Relates to Executive Compensation, Clawback Provisions*, below.

Three-quarters of the restricted stock awards have been delivered as performance-based and one-quarter as tenure-based in order to link a significant portion of each NEO's compensation to the long-term performance of the Corporation. The performance criteria for the performance-based restricted stock awards is a comparison of relative TSR performance and EPS growth to the same criteria of the Performance Peer Group, each weighted equally, utilizing the following relative pay to performance schedule:

Achievement Level	Peer Group	Award Level
Minimum	30th Percentile	50%
Target	Median	100%
70th Percentile	70th Percentile	150%
Maximum	90th Percentile	200%

The 20-day stock price averages preceding and including the award date and preceding and including the three-year anniversary of the award date are used to determine the relative TSR performance. The EPS growth is determined over the three-year performance period beginning with the start of the fiscal year of the grant and ending at the close of the third fiscal year. The 2018 tenure-based awards vest if the NEO remains employed by the Corporation on the three-year anniversary of the date of the award, subject to prorated vesting upon an earlier retirement or termination due to disability.

PLAN PERFORMANCE FACTOR. Under the LTI, CMS Adjusted (non-GAAP) Earnings Per Share ("LTI EPS") is determined in accordance with GAAP, adjusted to exclude the following, if applicable:

- losses or gains on asset sales;
- large restructuring and severance expenses greater than \$5 million;
- legal and settlement costs or gains related to previously sold assets;
- regulatory recovery for prior year changes; and
- impacts of Federal tax reform.

CAP ON PAYOUT. If absolute TSR performance or LTI EPS growth is negative for the three-year period, the total payout for the three-year period cannot exceed 100% of the total award based on relative TSR performance or LTI EPS growth to the Performance Peer Group.

RELATIVE TO PERFORMANCE RESULTS. In 2018, the performance-based restricted stock awards granted in 2015 completed the three-year performance period (January 2015 to December 2017) and service requirements. The 2015 performance-based restricted stock awards vested based upon our relative TSR and LTI EPS growth performance. Our TSR for the three-year performance period was 52% while the median TSR for our Performance Peer Group was 34%, placing CMS, by comparison, at the 78th percentile. Our LTI EPS Growth for the three-year performance period was 22% while the median EPS growth for our Performance Peer Group was 11%, placing CMS, by comparison, at the 87th percentile. This resulted in the 2015 performance-based restricted stock award vesting at 161% of target (TSR=171% and LTI EPS Growth=192%).

In 2019, the performance-based restricted stock awards granted in 2016 completed the three-year performance period (January 2016 to December 2018) and service requirements. The 2016 performance-based restricted stock awards vested based upon our relative TSR and EPS growth

performance. Our TSR for the three-year performance period was 56% while the median TSR for our Performance Peer Group was 54%, placing CMS, by comparison, in the 55th percentile, resulting in a vesting level of 112.5% of target. Our EPS Growth for the three-year performance period was 23%. Our EPS Growth for the three-year performance period (January 1, 2016 to December 31, 2018) relative to the Performance Peer Group is not expected to be known until after March 20, 2019.

In determining the amount of equity compensation that is provided to each NEO in a given year, we consider factors such as retention and incentive practices, the relative percentages of cash and equity paid by the Compensation Peer Group and other market data. Based on these factors, the CEO recommends to the Compensation Committee restricted stock awards for the NEOs, other than the CEO. The Compensation Committee reviews and approves or modifies the equity grants to the other NEOs. CEO restricted stock awards are determined based principally on overall CEO performance and Compensation Peer Group data.

Adjustments in 2018 equity target awards as compared to 2017 were intended to better align equity awards with the market.

OPTION GRANTING PRACTICES. There have been no stock option grants since August 2003 and there are no outstanding options. The Compensation Committee periodically considers the use of stock options as part of the current compensation package for officers but has determined not to include stock options for LTI at this time. If a stock option were to be granted, the stock plan prohibits:

- re-pricing of restricted stock options by reducing the exercise price;
- buy-backs; and
- cancellation of previously granted stock options and subsequent re-grant at a lower exercise price than the canceled stock option.

Perquisites

As part of our competitive compensation plan, the NEOs are eligible for limited perquisites provided by or paid for by us, which include an annual mandatory executive physical examination, retired executive survivor benefits and relocation expenses. Perquisites provided to the NEOs are reviewed on a regular basis. In 2018, we paid no relocation expenses to NEOs.

Physical Examination

The annual mandatory physical examinations for all NEOs are at a facility of our choosing and at our expense. The physical is required because the Compensation Committee believes that it is an effective method of protecting the NEOs and us from preventable health-related disruptions.

Retired Executive Survivor Benefit

The retired executive survivor benefit plan, which has been closed to new participants since July 1, 2011, provides a survivor benefit after retirement for certain employees who held high-level management or executive positions prior to their retirement. This self-funded plan is a supplement to the retired employees' group term life insurance plan. For additional information regarding the retired executive survivor benefit, see *Potential Payments upon Termination or Change-in-Control*, below.

Post-Termination Compensation

SEVERANCE AND CHANGE-IN-CONTROL BENEFITS. Certain NEOs are eligible to receive severance payments and other benefits if the officer's employment terminates for a qualifying event or circumstance as well as change-in-control benefits upon a qualifying event or circumstance after there has been a change-in-control of CMS. For additional information regarding severance and change-in-control benefits, including a definition of key terms and a quantification of benefits that would have been received by the NEOs had a qualifying termination or change-in-control occurred on December 31, 2018, see *Potential Payments upon Termination or Change-in-Control*, below.

We believe that these severance and change-in-control arrangements are an important part of our executive compensation program and will help to secure the continued employment and dedication of the NEOs, notwithstanding any concern they may have regarding their own continued employment, prior to or following a change-in-control. These agreements are useful for recruitment and retention as nearly all members of the Compensation Peer Group have comparable terms and conditions in place for their senior employees.

Deferred Compensation Plans

We have two deferred compensation plans that allow certain employees, including the NEOs, to defer receipt of base salary and/or incentive payments: Deferred Salary Savings Plan ("DSSP") and the Annual Incentive Plan. The Annual Incentive Plan allows for deferral of up to 100% of the annual incentive award. CMS does not match incentive amounts that are deferred pursuant to the Annual Incentive Plan. Participants have only an unsecured contractual commitment from us to pay the amounts due under both the DSSP and the Annual Incentive Plan. For additional information regarding the DSSP, see *DSSP, under Narrative to 2018 Nonqualified Deferred Compensation Table*, below.

We offer these plans to be competitive with market practice and to permit highly taxed employees to defer the obligation, at their discretion, to pay taxes on certain elements of compensation that they are entitled to receive. The provisions of the DSSP and the Annual Incentive Plan permit them to do this while also receiving investment returns on deferred amounts. We believe these benefits are useful as retention and recruitment tools as many of the Compensation Peer Group companies provide similar plans to their senior employees.

Tax Qualified Pension and Retirement Plans

The Corporation sponsors tax-qualified pension and retirement savings plans that cover a broad group of employees.

Pension Plan

The Consumers Pension Plan ("Pension Plan") is a funded, tax-qualified, noncontributory defined-benefit plan that covers salaried employees, including NEOs, hired on or before June 30, 2003. Reynolds participates in the Pension Plan. For additional information regarding the Pension Plan, see *Pension Plan, under Narrative to 2018 Pension Benefits and DB SERP Table*, below.

Cash Balance Plan

An interim Cash Balance Plan was in effect for salaried employees hired between July 1, 2003 and August 31, 2005. The Cash Balance Plan is a funded, tax-qualified, noncontributory defined-benefit plan. Benefits under the Cash Balance Plan are based on employees' earnings and placed in a notional account that grows at a prescribed interest rate and is payable from the

general assets of the pension fund. Rochow is a participant in the Cash Balance Plan. All employees in the Cash Balance Plan are now participants in the Defined Company Contribution Plan.

Defined Company Contribution Plan

Salaried employees, including NEOs, hired after June 30, 2003 (including anyone previously eligible for the Cash Balance Plan), are eligible to participate in the Defined Company Contribution Plan (“DCCP”), a tax-qualified, noncontributory, defined contribution plan. We provide a contribution ranging from 5% to 7% of regular compensation based on tenure to the DCCP on behalf of the employee. Poppe, Hayes, Rich and Rochow are the NEOs covered under the DCCP. For additional information regarding the DCCP, see *DCCP*, under *Narrative to 2018 All Other Compensation Table*, below.

Supplemental Executive Retirement Plans (“SERP”)

The Corporation maintains two supplemental executive retirement plans that allow certain employees, including eligible NEOs, to receive benefits in excess of the benefits that would be payable under the Pension Plan and DCCP.

Defined Benefit SERP

The Defined Benefit SERP (“DB SERP”) is an unfunded plan, paid out of our general assets, which provides an amount substantially equal to the difference between the amount that would have been payable under the Pension Plan (ignoring IRC limits) and the amount payable under the Pension Plan. Any employee, including any NEO, who was hired or promoted to an eligible position after March 31, 2006, is not eligible to participate in the DB SERP. Reynolds is the only NEO eligible for the DB SERP. For additional information regarding the DB SERP, see *DB SERP*, under *the Narrative to 2018 Pension Benefits and DB SERP Table*, below.

Defined Contribution SERP

The Defined Contribution SERP (“DC SERP”) is a nonqualified tax deferred defined contribution plan established for employees, including NEOs, not eligible to participate in the DB SERP. Poppe, Hayes, Rich and Rochow participate in the DC SERP. For additional information, see *DC SERP*, under *Narrative to 2018 Nonqualified Deferred Compensation Table*, below.

We believe that our pension and retirement plans and the SERPs are a useful part of the NEO compensation program and assist in the retention of our senior executives since benefits increase for each year that these executives remain employed by us and continue their work on behalf of our shareholders and customers. We have considered the issue of potential overlap between the two long-term focused plans (SERPs and equity compensation) and concluded that both are appropriate elements. The SERPs are designed to provide a predictable retirement income, while the equity plan is performance-based and variable and is designed to align the interests of NEOs with our shareholders and customers. Further, we believe both long-term focused plans are consistent with typical market practice and supportive of the philosophy to provide a competitive NEO compensation program.

Employees’ Savings Plans

Under the Employees’ Savings Plan for Consumers and affiliated companies, a tax-qualified defined contribution retirement savings plan (“Savings Plan”), participating employees, including NEOs, may contribute a percentage of their regular earnings into their Savings Plan accounts. For additional information, see *Savings Plan*, under *Narrative to 2018 All Other Compensation Table*, below.

We maintain the Savings Plan for our employees, including the NEOs, because we wish to encourage our employees to save some percentage of their cash compensation for their eventual retirement. The Savings Plan permits employees to make such savings in a manner that is relatively tax-efficient.

Competitive Data

The Compensation Peer Group data, where available by position, serves as the primary reference point for pay comparisons of utility-specific roles. Broader survey data and published proxy data are also provided by the compensation consultant as a point of reference for utility specific roles and comparisons of general industry roles (primarily for staff positions). Where available by position, Pay Governance gathers compensation data from Willis Towers Watson's Energy Services Executive Database (which includes approximately 50 investor-owned utilities) and Willis Towers Watson's General Industry Executive Database (which includes more than 500 participating companies), which it size-adjusts based on CMS' revenues to provide additional market context to the Compensation Peer Group. In selecting members of the Compensation Peer Group, financial and operational characteristics are considered by the Compensation Committee. The criteria for selection of the Compensation Peer Group included comparable revenue (ranging from approximately 30% to 160% of CMS) relevant industry characteristics, business mix (revenue mix between regulated and non-regulated operations) and availability of compensation and financial performance data.

The 2018 Compensation Peer Group is composed of the companies set forth below. The 2018 Compensation Peer Group is consistent with the Compensation Peer Group used to evaluate 2017 compensation decisions, with the exception of the removal of Pepco Holdings, Inc. and TECO Energy, Inc. as these entities were acquired by other entities outside of the Compensation Peer Group.

Alliant Energy Corporation	Entergy Corporation	Public Service Enterprise Group Incorporated
Ameren Corporation	Eversource Energy	SCANA Corporation
Atmos Energy Corporation	Hawaiian Electric Industries, Inc.	Sempra Energy
CenterPoint Energy, Inc.	NISource Inc.	WEC Energy Group, Inc.
Consolidated Edison, Inc.	OGE Energy Corp.	Xcel Energy Inc.
DTE Energy Company	Pinnacle West Capital Corporation	-
Edison International	PPL Corporation	-

The Compensation Committee recognizes that there is a difference between the companies against which we compete for executive talent ("Compensation Peer Group") and the companies against which we compete for capital ("Performance Peer Group") and, therefore, uses different peer groups for these two different purposes. For this reason, the Compensation Committee approved the use of the Compensation Peer Group shown above, for evaluating 2018 NEO compensation decisions and a larger peer group, the Performance Peer Group shown below, as a reference for relative performance. The Performance Peer Group is used to measure relative TSR performance and EPS growth. The Compensation Committee's rationale for using two peer groups is to provide appropriate comparative companies relative to the different attributes being evaluated for compensation and relative performance purposes. In addition, the larger Performance Peer Group considered by the Compensation Committee was intended to provide for better gradation of resulting performance position than the Compensation Peer Group could have, given its size.

For awards made in 2018, the Performance Peer Group was composed of the publicly traded utilities included in the S&P 500 and S&P Midcap 400 indexes. If a Performance Peer Group company is no longer trading as of the LTI vesting date, it is excluded from the LTI performance calculation. As of the 2018 LTI grant dates, the Performance Peer Group consisted of the following companies:

Alliant Energy Corporation	Exelon Corporation	Pinnacle West Capital Corporation
Ameren Corporation	FirstEnergy Corp.	PNM Resources, Inc.
American Electric Power Company, Inc.	Great Plains Energy Incorporated	PPL Corporation
American Water Works Company, Inc.	Hawaiian Electric Industries, Inc.	Public Service Enterprise Group Incorporated
Aqua America, Inc.	IdaCorp, Inc.	SCANA Corporation
Atmos Energy Corporation	MDU Resources Group, Inc.	Sempra Energy
Black Hills Corporation	National Fuel Gas Company	Southwest Gas Corporation
CenterPoint Energy, Inc.	New Jersey Resources Corp.	The Southern Company
Consolidated Edison, Inc.	NextEra Energy, Inc.	The AES Corporation
Dominion Resources, Inc.	NiSource Inc.	UGI Corporation
DTE Energy Company	Northwestern Corporation	Vectren Corporation
Duke Energy Corporation	NRG Energy, Inc.	WEC Energy Group, Inc.
Edison International	OGE Energy Corp.	Westar Energy, Inc.
Entergy Corporation	ONE Gas, Inc.	WGL Holdings, Inc.
Eversource Energy	PG&E Corporation	Xcel Energy Inc.

Corporate Governance as it Relates to Executive Compensation

Stock Ownership Guidelines

We have established stock ownership guidelines for our officers. These guidelines require our officers to maintain or establish an equity stake in CMS and thereby more closely link their interests with those of our shareholders. These stock ownership guidelines provide that, within five years of becoming an officer or receiving a promotion to a higher ownership requirement, each officer must own shares of CMS common stock with a value of one to five times base salary, depending on his or her position. Shares of performance-based restricted stock are not counted toward stock ownership guidelines. All NEOs were in compliance with these guidelines as of December 31, 2018.

The following table illustrates the required NEO stock ownership guidelines:

Patricia K. Poppe	5 X base salary
Reiji P. Hayes	3 X base salary
Catherine M. Reynolds	2 X base salary
Brian F. Rich	2X base salary
Garrick J. Rochow	2 X base salary

Failure of an officer to comply with the guidelines shall result in the following:

- All future restricted stock awards will have sale restrictions until compliance is achieved;
- If after three years, an officer is not actively making progress toward the guidelines, 50 percent of any annual incentive may be paid in shares of restricted stock at the discretion of the Compensation Committee;
- After the compliance deadline, officers will not be authorized to sell shares of CMS common stock if such a sale would cause them to drop below the ownership guidelines; and
- After the compliance deadline, all or a portion of any annual incentive will be paid in shares of restricted stock as necessary to bring the officer into compliance with the ownership guidelines.

Clawback Provisions

The Compensation Committee has approved “clawback” provisions for certain compensation and benefit plans. These provisions provide the Compensation Committee the discretion to require the forfeiture and return of past benefits or awards if there is a restatement of financial results. The Compensation Committee may also, at its discretion, require a return of a benefit or award in the event of a mistake or accounting error in the calculation of such benefit or award.

Shareholder’s Advisory Vote to Approve Executive Compensation

As part of the Compensation Committee’s on-going review of executive compensation, we considered the affirmative 2018 CMS shareholder advisory vote (approximately 99% of the votes cast) to approve executive compensation as described in last year’s Proxy Statement and determined that the current philosophy, objectives and compensation elements continue to be appropriate. As such, the Compensation Committee did not make any changes to our executive compensation programs in response to the 2018 CMS shareholder vote. Despite the overwhelmingly high level of CMS shareholder support, we continue to monitor best practices and emerging trends and engage with our large institutional holders regarding compensation elements.

Tax Deductibility of Compensation

For taxable years beginning on or after January 1, 2018, federal tax reform changed IRC Section 162(m) to apply to a corporation’s CEO, CFO, other three highest compensated executive officers, and certain former executive officers (“covered employees”) and removed the provision that provided for an exemption for performance-based compensation paid pursuant to a plan which is approved by shareholders of a corporation which satisfied certain other regulatory requirements. These changes make compensation, other than certain grandfathered arrangements, that is greater than \$1 million per year paid to covered employees non-deductible. Because the Compensation Committee also recognizes the need to retain flexibility to make compensation decisions that may not meet the standards of IRC Section 162(m), the Compensation Committee may approve nondeductible compensation if necessary or desirable to achieve the goals of our compensation philosophy.

Compensation and Human Resources Committee Report

The Compensation Committee of the Board of Directors of CMS and Consumers oversee CMS' and Consumers' compensation programs on behalf of the Board. In fulfilling their oversight responsibilities, the Compensation Committee reviewed and discussed with management the *Compensation Discussion and Analysis* set forth in this Combined Proxy Statement.

In reliance on the review and discussions referred to above, the Compensation Committee recommended to the Board that the *Compensation Discussion and Analysis* be included in CMS' and Consumers' Annual Report on Form 10-K for the fiscal year ended December 31, 2018, and CMS' and Consumers' Proxy Statement on Schedule 14A relating to CMS' and Consumers' 2019 Annual Meeting of Shareholders each of which will be or has been filed with the SEC.

COMPENSATION AND HUMAN RESOURCES COMMITTEE

Kurt L. Darrow (Chair)
Deborah H. Butler
Stephen E. Ewing
William D. Harvey

2018 Compensation Tables

2018 Summary Compensation Table

The following table contains compensation information for the NEOs of CMS and Consumers for 2018 and, to the extent required by SEC executive compensation disclosure rules, 2017 and 2016.

2018 SUMMARY COMPENSATION TABLE

		Salary (1)	Bonus (2)	Stock Awards (3)	Non-Equity Incentive Plan Compensation (4)	Change in Pension Value and Nonqualified Deferred Compensation Earnings (5)	All Other Compensation (6)	Total
Name and Principal Position (a)	Year (b)	(\$)(c)	(\$)(d)	(\$)(e)	(\$)(f)	(\$)(g)	(\$)(h)	(\$)(i)
Patricia K. Poppe (7) President and CEO, CMS and Consumers	2018	1,200,000	-	4,609,710	1,876,800	-	404,675	8,091,185
	2017	1,100,000	-	4,263,888	1,144,000	-	354,407	6,862,295
	2016	775,000	-	1,627,067	923,544	-	156,944	3,482,555
Rejji P. Hayes (8) Executive Vice President and CFO, CMS and Consumers	2018	610,000	-	1,154,870	580,720	-	163,083	2,508,673
	2017	400,000	775,000	1,249,978	291,200	-	70,243	2,786,421
	2016	-	-	-	-	-	-	-
Catherine M. Reynolds Senior Vice President, CMS and Consumers	2018	618,000	-	970,475	546,312	906,215	28,240	3,069,242
	2017	600,000	-	1,015,195	374,400	1,810,769	27,781	3,828,145
	2016	516,667	-	762,703	437,100	1,210,743	25,192	2,952,405
Brian F. Rich (9) Senior Vice President, CMS and Consumers	2018	460,000	-	533,768	406,640	-	89,727	1,490,135
	2017	-	-	-	-	-	-	-
	2016	-	-	-	-	-	-	-
Garrick J. Rochow (10) Senior Vice President, CMS and Consumers	2018	525,000	-	752,099	464,100	138	113,575	1,854,912
	2017	508,333	-	629,411	326,300	114	111,761	1,575,919
	2016	-	-	-	-	-	-	-

- (1) The amounts reported in this column include amounts deferred by the NEOs.
- (2) Amount reported for 2017 relates to Hayes' cash sign-on bonus.
- (3) The amounts represent the aggregate grant date fair value of the awards, which, with respect to those awards with a performance component, is based upon the probable outcome of the performance conditions, determined pursuant to the Financial Accounting Standards Board Accounting Standards Codification Topic 718 Compensation—Stock Compensation (ASC 718) and take into account the expected CMS common stock dividend yield associated with the 2016, 2017 and 2018 awards. See Note 13, Stock-Based Compensation, to the Consolidated Financial Statements included in CMS' and Consumers' Annual Report on Form 10-K for the year ended December 31, 2018, for a discussion of the relevant assumptions used in calculating the aggregate award date fair value pursuant to ASC 718. The TSR vesting condition related to the performance-based restricted stock awards is considered a market condition and not a performance condition under ASC 718. Accordingly, there is no grant date fair value below or in excess of the amounts reflected in the table above that could be calculated and disclosed based on achievement of market conditions. The EPS growth vesting condition is a performance condition under ASC 718.

The 2018 grant date fair value for the EPS growth performance-based restricted stock was \$1,781,243 for Poppe; \$446,257 for Hayes; \$375,022 for Reynolds; \$206,267 for Rich; and \$290,644 for Rochow.

The grant date fair value for the EPS growth performance-based restricted stock, assuming the maximum achievement of the performance goals, would have been \$3,562,486 for Poppe; \$892,514 for Hayes; \$750,044 for Reynolds; \$412,534 for Rich; and \$581,288 for Rochow;

- (4) The amounts reported in this column for 2018 consist of cash incentive awards earned in 2018 under our Annual Incentive Plan.

- (5) This column does not reflect compensation paid to the NEO but instead represents the aggregate annual increase, as of December 31, 2016, December 31, 2017, and December 31, 2018, in actuarial values of each of the NEO's benefits under our Pension Plan (including the Cash Balance Plan) and DB SERP. The actuarial values are calculated pursuant to Financial Accounting Standards Board Accounting Codification Topic 715, Compensation – Retirement Benefits (ASC 715), and take into account discount rates and implementation of the current 2018 mortality table. See Note 12, Retirement Benefits, to the Consolidated Financial Statements included in CMS' and Consumers' Annual Report on Form 10-K for the year ended December 31, 2018, for a discussion of the relevant assumptions used in determining these amounts. Poppe, Hayes, Rich and Rochow do not participate in the Pension Plan or DB SERP; however, Rochow was covered by the cash balance provisions of the Pension Plan.
- (6) Detail supporting all other compensation for 2018 is reflected in the *2018 All Other Compensation Table*, below.
- (7) Poppe was promoted to president and CEO, CMS and Consumers, in July 2016. In recognition of her new role and responsibilities, the Committee increased Poppe's base salary to \$950,000 and increased her target annual incentive to 100% of base salary. No stock award was granted to Poppe as result of her election as CMS and Consumers president and CEO.
- (8) Effective May 1, 2017, Hayes was appointed to the position of CFO, CMS and Consumers.
- (9) Rich was not an NEO prior to 2018.
- (10) Rochow was not an NEO prior to 2017.

Narrative to 2018 Summary Compensation Table

Employment Agreements

During 2018, none of the NEOs were employed pursuant to a traditional employment agreement with CMS or Consumers. Poppe, Hayes, Reynolds, Rich and Rochow have each entered into a Change-in-Control Agreement and an Officer Separation Agreement. Please see *Potential Payments Upon Termination or Change-in-Control*, below, for a description of such agreements.

Restricted Stock Awards

Please see *Compensation Discussion and Analysis, The Elements of Our Executive Compensation Program, Equity Compensation*, above for a description of the Stock Plan, pursuant to which restricted stock is awarded.

Cash Incentives

In 2018, the Compensation Committee established potential cash incentives for each of the NEOs under the Annual Incentive Plan. The amount of the potential incentive was tied to satisfaction of Annual Incentive EPS and Annual Incentive OCF targets approved by the Compensation Committee. The Annual Incentive Plan incentives were earned by the NEOs at 136% of target and are reported as "Non-Equity Incentive Plan Compensation" in the 2018 Summary Compensation Table. Please see *Compensation Discussion and Analysis, The Elements of Our Executive Compensation Program, Cash Compensation*, above for a description of the Annual Incentive Plan.

Salary and Incentive in Proportion to Total Compensation as Defined by the 2018 Summary Compensation Table

The NEOs generally receive from 35% to 58% of their total direct compensation in the form of base salary and cash incentive awards under our Annual Incentive Plan. As noted above, we believe that a substantial portion of each NEO's compensation should be in the form of equity awards. We believe that our current compensation program gives the NEOs substantial alignment with shareholders, while also permitting us to provide incentive to the NEO to pursue specific annual and long-term performance goals. Please see *Compensation Discussion and Analysis, Objectives of Our Executive Compensation Program*, above for a description of the objectives of our compensation program and overall compensation philosophy.

2018 All Other Compensation Table

We provide the NEOs with additional benefits that we believe are reasonable, competitive and consistent with CMS' and Consumers' overall executive compensation program. The following table contains information regarding these other benefits for 2018.

2018 ALL OTHER COMPENSATION TABLE

	Registrant Contributions to Employees' Savings Plan and DCCP	Registrant Contributions to Nonqualified Deferred Compensation Plans (1)	Life Insurance Premium	Other (10)	Total
Name	(\$)	(\$)	(\$)	(\$)	(\$)
Patricia K. Poppe	26,450 (2)	374,600 (3)	1,440	2,185	404,675
Reiji P. Hayes	24,750 (4)	134,830 (5)	1,318	2,185	163,083
Catherine M. Reynolds	11,000	13,720	1,335	2,185	28,240
Brian F. Rich	25,438 (6)	61,110 (7)	994	2,185	89,727
Garrick J. Rochow	28,875 (8)	81,380 (9)	1,135	2,185	113,575

- (1) The amounts reflected in this column are also disclosed in the subsequent 2018 Nonqualified Deferred Compensation Table (column (c)).
- (2) Includes \$16,500 contributed by the Corporation under the DCCP.
- (3) Includes \$337,600 contributed by the Corporation under the DC SERP and \$37,000 contributed by the Corporation under the DSSP.
- (4) Includes \$13,750 contributed by the Corporation under the DCCP.
- (5) Includes \$121,430, contributed by the Corporation under the DC SERP and \$13,400 contributed by the Corporation under the DSSP.
- (6) Includes \$16,500 contributed by the Corporation under the DCCP.
- (7) Includes \$61,110 contributed by the Corporation under the DC SERP.
- (8) Includes \$19,250 contributed by the Corporation under the DCCP.
- (9) Includes \$71,380 contributed by the Corporation under the DC SERP and \$10,000 contributed by the Corporation under the DSSP.
- (10) The amounts reflected in this column represent the maximum amount expended on an individual mandatory annual executive physical examination for an NEO. The maximum amount is used for all NEOs to ensure that no protected health-related information is disclosed.

Narrative to 2018 All Other Compensation Table

DCCP

Salaried employees, including NEOs, hired after June 30, 2003 are eligible to participate in the DCCP. Under the DCCP, CMS provides a contribution based on regular compensation tiered for tenure as follows: 0-5 years equals 5% (unless hired before January 1, 2016, 6%); 6-11 years equals 6%; and 12 plus years equals 7%, up to the IRC compensation limit (\$275,000 for 2018), to the DCCP on behalf of the employee which vests immediately and is payable upon termination of employment. Poppe, Hayes, Rich and Rochow are the NEOs covered under the DCCP and are eligible to receive a contribution equal to 6%, 5%, 6% and 7%, respectively, of regular compensation.

Savings Plan

Under the Savings Plan for Consumers and affiliated companies, participating employees may contribute a percentage of their regular earnings into their Savings Plan accounts. NEOs, because they are considered highly compensated, may only contribute up to 20%, subject to the IRC annual dollar limit. In addition, under the Savings Plan, an amount equal to 100% of the first 3%

and 50% of the next 2% of employees' regular earnings contributions are matched by the Corporation. The matching contribution is allocated among the participant employees' investment choices. Amounts held in Savings Plan accounts may not be withdrawn prior to the employee's termination of employment, or such earlier time as the employee reaches the age of 59½, subject to certain exceptions set forth in the IRC regulations.

2018 Grants of Plan-Based Awards Table

The following table summarizes non-equity and equity awards made to the NEOs during 2018.

2018 GRANTS OF PLAN-BASED AWARDS TABLE

Name (a)	Grant Date (b)	Estimated Future Payouts Under Non-Equity Incentive Plan Awards (1)			Estimated Future Payouts Under Equity Incentive Plan Awards (2)			All Other Stock Awards Number Shares of Stock (3) (#) (i)	Grant Date Fair Value of Stock Awards (4) (\$) (j)
		Threshold (\$) (c)	Target (\$) (d)	Maximum (\$) (e)	Threshold (#) (f)	Target (#) (g)	Maximum (#) (h)		
Patricia K. Poppe	1/17/2018	–	–	–	39,983	79,966	159,932	–	3,422,185
	1/17/2018	–	–	–	–	–	–	26,656	1,187,525
	–	207,000	1,380,000	2,208,000	–	–	–	–	–
Reiji P. Hayes	1/17/2018	–	–	–	10,017	20,034	40,068	–	857,365
	1/17/2018	–	–	–	–	–	–	6,678	297,505
	–	64,050	427,000	683,200	–	–	–	–	–
Catherine M. Reynolds	1/17/2018	–	–	–	8,418	16,836	33,672	–	720,505
	1/17/2018	–	–	–	–	–	–	5,611	249,970
	–	60,255	401,700	642,720	–	–	–	–	–
Brian F. Rich	1/17/2018	–	–	–	4,630	9,260	18,520	–	396,287
	1/17/2018	–	–	–	–	–	–	3,086	137,481
	–	44,850	299,000	478,400	–	–	–	–	–
Garrick J. Rochow	1/17/2018	–	–	–	6,524	13,048	26,096	–	558,396
	1/17/2018	–	–	–	–	–	–	4,348	193,703
	–	51,188	341,250	546,000	–	–	–	–	–

- (1) These amounts consist of cash awards under our Annual Incentive Plan. For each NEO, the payment was 136% of target and is reported as Non-Equity Incentive Plan Compensation in the *2018 Summary Compensation Table*. These cash awards were granted and earned in 2018, with the payouts approved by the Compensation Committee in early February 2019 and the awards paid in late February 2019.
- (2) These awards consist of the performance-based restricted stock awarded under our Stock Plan. Seventy-five percent (75%) of the 2018 annual restricted stock awards were performance-based and vest 100% three years after the original award date, contingent on a comparison of TSR performance and EPS growth to the Performance Peer Group during the January 1, 2018 to December 31, 2020 performance period.
- (3) These awards consist of the remaining 25% of the 2018 annual restricted stock awards awarded under our Stock Plan that vest based upon tenure only on the three-year anniversary of the award date.
- (4) The amounts in column (j) are based upon the aggregate grant date fair value of the awards reported in columns (g) and (i) as determined pursuant to ASC 718, based upon probable outcome of the performance-based vesting conditions. See Note 13, Stock-Based Compensation, to the Consolidated Financial Statements included in CMS' and Consumers' Annual Report on Form 10-K for the year ended December 31, 2018, for a discussion of the relevant assumptions used in calculating these amounts pursuant to ASC 718.

The following tables provide information regarding unvested restricted stock awards for each of the NEOs at December 31, 2018.

OUTSTANDING EQUITY AWARDS AT FISCAL YEAR-END 2018 TABLES

Outstanding Equity Awards – Patricia K. Poppe

Grant Date and Vest Date	Option Awards				Stock Awards			
	Number of Securities Underlying Unexercised Options - Exercisable	Number of Securities Underlying Unexercised Options – Unexercisable	Option Exercise Price	Option Expiration Date	Number of Shares or Units of Stock That Have Not Vested (3)	Market Value of Shares or Units of Stock That Have Not Vested (4)	Equity Incentive Plan Awards: Number of Unearned Shares, Units or Other Rights That Have Not Vested (3) (5)	Equity Incentive Plan Awards: Market or Payout Value of Unearned Shares, Units or Other Rights That Have Not Vested (4) (5) (6)
	(#) (b)	(#) (c)	(\$) (d)	(\$) (e)	(#) (f)	(\$) (g)	(#) (h)	(\$) (i)
11/13/2014-1/13/2019	–	–	–	–	20,000	\$993,000	–	–
1/20/2016-1/20/2019	–	–	–	–	11,124	\$552,307	–	–
1/20/2016-1/20/2019 (1)	–	–	–	–	20,504	\$1,018,204	–	–
1/20/2016-3/21/2019 (2)	–	–	–	–	27,338	\$1,357,332	–	–
1/18/2017-1/18/2020	–	–	–	–	24,888	\$1,235,689	–	–
1/18/2017-1/18/2020	–	–	–	–	–	–	59,345	\$2,946,479
1/18/2017-3/20/2020	–	–	–	–	–	–	59,345	\$2,946,479
1/17/2018-1/17/2021	–	–	–	–	26,656	\$1,323,470	–	–
1/17/2018-1/17/2021	–	–	–	–	–	–	61,812	\$3,068,966
1/17/2018-3/19/2021	–	–	–	–	–	–	61,812	\$3,068,966

Outstanding Equity Awards – Reiji P. Hayes

Grant Date and Vest Date	Option Awards				Stock Awards			
	Number of Securities Underlying Unexercised Options - Exercisable	Number of Securities Underlying Unexercised Options – Unexercisable	Option Exercise Price	Option Expiration Date	Number of Shares or Units of Stock That Have Not Vested (3)	Market Value of Shares or Units of Stock That Have Not Vested (4)	Equity Incentive Plan Awards: Number of Unearned Shares, Units or Other Rights That Have Not Vested (3) (5)	Equity Incentive Plan Awards: Market or Payout Value of Unearned Shares, Units or Other Rights That Have Not Vested (4) (5) (6)
	(#) (b)	(#) (c)	(\$ (d)	(\$ (e)	(#) (f)	(\$ (g)	(#) (h)	(\$ (i)
5/1/2017-5/1/2020	–	–	–	–	27,685	\$1,374,560	–	–
1/17/2018-1/17/2021	–	–	–	–	6,678	\$331,563	–	–
1/17/2018-1/17/2021	–	–	–	–	–	–	15,486	\$768,880
1/17/2018-3/19/2021	–	–	–	–	–	–	15,486	\$768,880

Outstanding Equity Awards – Catherine M. Reynolds

Grant Date and Vest Date	Option Awards				Stock Awards			
	Number of Securities Underlying Unexercised Options - Exercisable	Number of Securities Underlying Unexercised Options – Unexercisable	Option Exercise Price	Option Expiration Date	Number of Shares or Units of Stock That Have Not Vested (3)	Market Value of Shares or Units of Stock That Have Not Vested (4)	Equity Incentive Plan Awards: Number of Unearned Shares, Units or Other Rights That Have Not Vested (3) (5)	Equity Incentive Plan Awards: Market or Payout Value of Unearned Shares, Units or Other Rights That Have Not Vested (4) (5) (6)
	(#) (b)	(#) (c)	(\$ (d)	(\$ (e)	(#) (f)	(\$ (g)	(#) (h)	(\$ (i)
1/20/2016-1/20/2019	–	–	–	–	5,215	\$258,925	–	–
1/20/2016-1/20/2019 (1)	–	–	–	–	9,611	\$477,186	–	–
1/20/2016-3/21/2019 (2)	–	–	–	–	12,815	\$636,265	–	–
1/18/2017-1/18/2020	–	–	–	–	5,926	\$294,226	–	–
1/18/2017-1/18/2020	–	–	–	–	–	–	14,132	\$701,654
1/18/2017-3/20/2020	–	–	–	–	–	–	14,132	\$701,654
1/17/2018-1/17/2021	–	–	–	–	5,611	\$278,586	–	–
1/17/2018-1/17/2021	–	–	–	–	–	–	13,014	\$646,145
1/17/2018-3/19/2021	–	–	–	–	–	–	13,014	\$646,145

Outstanding Equity Awards – Brian F. Rich

Grant Date and Vest Date	Option Awards				Stock Awards			
	Number of Securities Underlying Unexercised Options - Exercisable	Number of Securities Underlying Unexercised Options – Unexercisable	Option Exercise Price	Option Expiration Date	Number of Shares or Units of Stock That Have Not Vested (3)	Market Value of Shares or Units of Stock That Have Not Vested (4)	Equity Incentive Plan Awards: Number of Unearned Shares, Units or Other Rights That Have Not Vested (3) (5)	Equity Incentive Plan Awards: Market or Payout Value of Unearned Shares, Units or Other Rights That Have Not Vested (4) (5) (6)
	(#) (b)	(#) (c)	(\$ (d)	(\$ (e)	(#) (f)	(\$ (g)	(#) (h)	(\$ (i)
1/20/2016-1/20/2019	–	–	–	–	2,573	\$127,749	–	–
1/20/2016-1/20/2019 (1)	–	–	–	–	4,741	\$235,391	–	–
1/20/2016-3/21/2019 (2)	–	–	–	–	6,321	\$313,838	–	–
1/18/2017-1/18/2020	–	–	–	–	2,845	\$141,254	–	–
1/18/2017-1/18/2020	–	–	–	–	–	–	6,782	\$336,726
1/18/2017-3/20/2020	–	–	–	–	–	–	6,782	\$336,726
1/17/2018-1/17/2021	–	–	–	–	3,086	\$153,220	–	–
1/17/2018-1/17/2021	–	–	–	–	–	–	7,158	\$355,395
1/17/2018-3/19/2021	–	–	–	–	–	–	7,158	\$355,395

Outstanding Equity Awards – Garrick J. Rochow

Grant Date and Vest Date	Option Awards				Stock Awards			
	Number of Securities Underlying Unexercised Options - Exercisable	Number of Securities Underlying Unexercised Options – Unexercisable	Option Exercise Price	Option Expiration Date	Number of Shares or Units of Stock That Have Not Vested (3)	Market Value of Shares or Units of Stock That Have Not Vested (4)	Equity Incentive Plan Awards: Number of Unearned Shares, Units or Other Rights That Have Not Vested (3) (5)	Equity Incentive Plan Awards: Market or Payout Value of Unearned Shares, Units or Other Rights That Have Not Vested (4) (5) (6)
	(#) (b)	(#) (c)	(\$ (d)	(\$ (e)	(#) (f)	(\$ (g)	(#) (h)	(\$ (i)
1/20/2016-1/20/2019	–	–	–	–	2,920	\$144,978	–	–
1/20/2016-1/20/2019 (1)	–	–	–	–	5,383	\$267,266	–	–
1/20/2016-3/21/2019 (2)	–	–	–	–	7,176	\$356,288	–	–
1/18/2017-1/18/2020	–	–	–	–	3,673	\$182,364	–	–
1/18/2017-1/18/2020	–	–	–	–	–	–	8,760	\$434,934
1/18/2017-3/20/2020	–	–	–	–	–	–	8,760	\$434,934
1/17/2018-1/17/2021	–	–	–	–	4,348	\$215,878	–	–
1/17/2018-1/17/2021	–	–	–	–	–	–	10,086	\$500,770
1/17/2018-3/19/2021	–	–	–	–	–	–	10,086	\$500,770

- (1) Included in column (f) are the 2016 performance-based restricted stock awards, which vested based on a comparison of TSR to the Performance Peer Group over January 1, 2016 through December 31, 2018 performance period and recipient's continued service through January 21, 2019. Because the performance period concluded as of December 31, 2018, these awards are reported in column (f) as they remain subject to post-performance period tenure-based vesting requirements. The number of shares reflects the actual shares earned based on the payout percentage achieved of 112.5%.
- (2) Included in column (f) are the 2016 performance-based restricted stock awards, which vest based on a comparison of EPS growth to the Performance Peer Group over the January 1, 2016 through December 31, 2018 performance period and the recipient's continued service through March 21, 2019. Because the performance period concluded as of December 31, 2018, these awards are reported in column (f) as they remain subject to post-performance period tenure-based vesting requirements. The Compensation Committee will not be able to determine performance until after March 20, 2019. For purposes of this table, we have included the awards based on 150% of the target level awarded.
- (3) Outstanding shares of restricted stock (based upon the combination of tenure-based awards (column (f)) reflected at the original share amounts awarded (other than as noted in footnotes (1) and (2) to these tables) and performance-based awards (column (h)) are reflected at the 150% percentage level awarded under the Stock Plan).
- For performance-based restricted stock awards, in lieu of dividends, recipients receive additional performance-based shares of restricted stock that will vest/forfeit based on CMS' performance and are included above.
- (4) Calculated based upon the year-end closing price of CMS common stock of \$49.65 per share.
- (5) Per SEC regulations, the shares and dollars disclosed in the above table in columns (h) and (i), are based upon the next higher performance level above target allowable under the Stock Plan. Please see *Compensation Discussion and*

Analysis, The Elements of Our Executive Compensation Program, Equity Compensation, above for a description of the Stock Plan.

- (6) The performance period for each performance-based grant is as follow:

2016: 1/1/2016 – 12/31/2018

2017: 1/1/2017 – 12/31/2019

2018: 1/1/2018 – 12/31/2020

2018 Stock Vested

The following table provides information concerning the vesting of stock during 2018 for each NEO.

2018 STOCK VESTED TABLE

	Option Awards		Stock Awards	
	Number of Shares Acquired on Exercise	Value Realized On Exercise	Number of Shares Acquired on Vesting	Value Realized On Vesting (1)
Name (a)	(#)	(\$)	(#) (b)	(\$ (c)
Patricia K. Poppe	–	–	37,569	1,650,811
Reiji P. Hayes	–	–	–	–
Catherine M. Reynolds	–	–	29,350	1,289,662
Brian F. Rich	–	–	15,032	660,518
Garrick J. Rochow	–	–	15,265	670,756

- (1) The value realized is based upon the CMS common stock closing price of \$44.05 on January 21, 2018 and \$43.81 on March 21, 2018. In 2018, the restricted stock awards from 2015 completed their three-year performance period. TSR for the three-year period from January 2015 to December 2017 was 52% while the median TSR for the Performance Peer Group was 34% resulting in the performance-based restricted stock vesting at 171% of target on January 21, 2018. Our EPS Growth for the three-year period from January 2015 to December 2017 was 22% while the median EPS Growth for the Performance Peer Group was 11% resulting in the performance-based restricted stock vesting at 192% of target on March 21, 2018.

2018 Pension Benefits and DB SERP

The following table provides information concerning defined benefit plans as of December 31, 2018 for each NEO.

2018 PENSION BENEFITS AND DB SERP TABLE

		Number of Years Credited Service (1)	Present Value of Accumulated Benefit
Name (a)	Plan Name (b)	(#) (c)	(\$ (d)
Patricia K. Poppe (2)	Pension Plan	N/A	N/A
	DB SERP	N/A	N/A
Reiji P. Hayes (2)	Pension Plan	N/A	N/A
	DB SERP	N/A	N/A
Catherine M. Reynolds	Pension Plan	35.00	2,123,248
	DB SERP	35.00	5,788,011
Brian F. Rich (2)	Pension Plan	N/A	N/A
	DB SERP	N/A	N/A
Garrick J. Rochow (3)	Cash Balance Plan	N/A	5,049
	DB SERP	N/A	N/A

- (1) The DB SERP provides for an additional year of service credit for each year of service ("preference service") until the total of actual and additional service equals 20 years of service (during the first 10 years of service). After this limit is reached,

no additional preference service is provided. Each of the participating NEOs has reached this limit and, accordingly, is not eligible to accrue additional service credits. The addition of preference service to the DB SERP benefit formula provides an increase to the DB SERP non-qualified benefit but does not affect the Pension Plan benefit. The present value benefit augmentation attributable to the preference service under the DB SERP is as follows: Reynolds \$0.

- (2) Poppe, Hayes, and Rich who were hired after June 30, 2003, are not eligible to participate in the Pension Plan or DB SERP. See the *2018 All Other Compensation Table* and the *2018 Nonqualified Deferred Compensation Table* and the corresponding footnotes for details regarding the plans in which Poppe, Hayes, and Rich participate.
- (3) Rochow qualifies for the Cash Balance Plan since he was rehired after June 30, 2003 and before August 30, 2005. Rochow is not eligible to participate in the DB SERP. See the *2018 All Other Compensation Table* and the *2018 Nonqualified Deferred Compensation Table* and the corresponding footnotes for details regarding the plans in which Rochow participates.

Narrative to 2018 Pension Benefits and DB SERP Table

Pension Plan

The Pension Plan is a funded, tax-qualified, noncontributory defined benefit plan. Benefits under the Pension Plan are based on the employee's years of service, age at retirement and the sum of the five highest calendar years of base salary while employed with us and our affiliated companies divided by 60. Base salary excludes overtime pay and incentive and does not exceed the IRC compensation limit for a qualified pension plan. Benefits are payable after retirement in the form of an annuity or a lump sum. The standard form of benefit is a life annuity for an unmarried employee and a 50% joint and survivor annuity for a married employee, with additional forms of joint and survivor annuities available under the plan. The benefit formula is equal to 2.1% for the first 20 years of service and 1.7% for the next 15 years of service, to a maximum percentage of 67.5% for 35 years of service reduced by a Social Security adjustment equal to 0.5% multiplied by 1/12th of the average of the participant's three most recent years of compensation, up to the maximum Social Security covered compensation for each year of service counted in the formula. To the extent an employee exceeds 35 years of service under the Pension Plan, an additional \$20 per month is added to the annuity after the adjustment for Social Security for each full year of service above 35. In accordance with SEC guidelines, the present value information contained in this report is based on ASC 715 assumptions and is applied using the age at which a benefit is unreduced. Early retirement subsidies provided by the benefit formula of the Pension Plan and the actual discount rate required by the U.S. Department of Treasury may provide a greater present value to a participant retiring on or after age 55 but prior to the age of an unreduced benefit.

The Pension Plan provides a pre-retirement survivor benefit to the spouse of a married employee or one named beneficiary of an unmarried employee. The Pension Plan provides a disability retirement benefit to employees with at least 15 years of service who are found by the Corporation to be totally and permanently disabled equal to \$26.00 for each year of plan service, plus an additional \$350 per month if the participant does not qualify for any Social Security disability benefit. The minimum monthly disability benefit is \$450.

The Pension Plan currently limits the annual annuity benefit under IRC Section 415 to no more than \$220,000 payable at age 65. Reynolds is currently eligible to elect early retirement. At the minimum retirement age of 55, 65% of the normal retirement age (age 65) benefit is available. The Pension Plan retirement benefit is unreduced at age 62. The Pension Plan provides an add-on benefit for long-term employees when an employee retires on or after age 58 and has 30 or more years of service. This add-on benefit is equal to the participant's accrued retirement income as of September 1, 2000, if any, multiplied by the early retirement percentage at the time of the employee's retirement, and is added to the retiring employee's retirement annuity. The Present Value of Accumulated Benefit column above is determined using the ASC 715, Compensation – Retirement Benefits assumptions including a discount rate (currently 4.48%) and mortality (currently based on the 2018 mortality table with projected mortality improvements.)

Cash Balance Plan

The Cash Balance Plan is a funded, tax-qualified, noncontributory defined benefit plan. Benefits under the Cash Balance Plan are based on the employee's earnings. It is not an individual account but is a benefit payable from the general assets of the pension fund. Rochow is the only NEO with a benefit in the Cash Balance Plan.

The Cash Balance Plan credits an amount equal to 5% of base pay received from the year the participant began earning credits through any pay period before September 1, 2005 to a notional account. The credits were allocated on December 31 each year. The credits do not apply to incentive compensation amounts. The Cash Balance notional account is also increased annually with an interest credit based on the 30-year constant maturity treasury bond.

If employment ends under the Cash Balance Plan, participants may elect to receive their benefit at the time the employment terminates, or they may elect to defer benefits to a later date, but not later than age 70 1/2. Participants have the following payment elections: (1) a monthly payment for life; (2) a monthly payment for life with a 50% or 75% payment to a spouse or other individual upon death; or (3) a single sum equal to account balance. Once payment begins under the Cash Balance Plan, no changes can be made to an election. If the choice was to defer receipt of benefits, interest credits will continue to be applied.

Effective September 1, 2005 the Cash Balance Plan was closed to new participants and any existing participants were eligible for the DCCP.

DB SERP

The DB SERP is an unfunded (for purposes of the Employee Retirement Income Security Act of 1974 ("ERISA")) non-qualified supplemental defined benefit retirement plan that provides benefits based on pay, incentives and added service that are not provided by the Pension Plan. In addition, for officers, including NEOs, the DB SERP provides for an additional year of service credit for each year of service until the total of actual and additional service equal 20 years of service and includes any awards under the Annual Incentive Plan as earnings. The maximum benefit under the DB SERP is attained after 35 years (including the additional years of service credit) and no further service credit is provided. Based on prior service, Reynolds (the only participating NEO) has reached the additional service credit limit. Benefits under the DB SERP plan will be payable after retirement to Reynolds in the form of an annuity. The benefit formula used to determine the DB SERP annuity is the same as that used for the Pension Plan; however, the DB SERP does not contain the add-on benefit described above. The DB SERP does include annual incentive payments as part of the benefit calculation. The Pension Plan annuity is subtracted from the DB SERP annuity to determine the annuity payable from the DB SERP. Although a rabbi trust (a trust that is established for the benefit of its participants except that creditors of the Corporation can obtain the assets of the trust) has been established by the Corporation for purposes of paying DB SERP benefits, participants have an unsecured contractual commitment from CMS to pay the amounts due under this plan. Participants with five full years of service who voluntarily terminate service with CMS prior to age 55 receive a benefit without inclusion of incentives and added service starting the first of the month on or after their 55th birthday at a level equal to 38.3% of the age 65 benefit. At the minimum retirement age of 55, 65% of the normal retirement age (age 65) benefit is available. The DB SERP benefit is unreduced at age 62. The Present Value of Accumulated Benefit column in the table above is determined using the ASC 715 assumptions including a discount rate (currently 4.32%) and mortality (currently based on the 2018 mortality table with projected mortality improvements).

2018 Nonqualified Deferred Compensation

The following table contains nonqualified deferred compensation information for the NEOs for 2018.

2018 NONQUALIFIED DEFERRED COMPENSATION TABLE (1)

		Executive Contributions in Last FY (2)	Registrant Contributions in Last FY (3)	Aggregate Earnings in Last FY	Aggregate Withdrawals/ Distributions in Last FY	Aggregate Balance at Last FYE (4)
Name (a)	Plan Name	(\$ (b))	(\$ (c))	(\$ (d))	(\$ (e))	(\$ (f))
Patricia K. Poppe	DSSP	106,500	37,000	(28,795)	-	374,891
	DC SERP	-	337,600	(74,181)	-	929,926
Reiji P. Hayes	DSSP	16,750	13,400	(3,040)	-	39,495
	DC SERP	-	121,430	(12,705)	-	157,959
Catherine M. Reynolds	DSSP	17,150	13,720	(5,500)	-	125,644
Brian F. Rich	DSSP	-	-	-	-	-
	DC SERP	-	61,100	(18,031)	-	227,782
Garrick J. Rochow	DSSP	12,500	10,000	(4,720)	-	59,440
	DC SERP	-	71,380	(29,480)	-	354,180

- (1) Nonqualified deferred compensation plans are plans providing for deferral of compensation that do not satisfy the minimum coverage, nondiscrimination and other rules that qualify broad-based plans for favorable tax treatment under the IRC. This table only includes the DSSP and DC SERP and does not include the Corporation's contributions or related match to the Savings Plan which is a tax-qualified defined contribution plan and shown in the *2018 All Other Compensation Table*.
- (2) This compensation is also reflected in the *2018 Summary Compensation Table*—Salary column.
- (3) This compensation is also reflected in the *2018 Summary Compensation Table*—All Other Compensation column.
- (4) The following DSSP and DC SERP executive and registrant contributions were previously reported as compensation in the Summary Compensation Tables for 2017 and 2016, respectively: Poppe \$529,982/\$125,667; Hayes \$58,900/\$0; Reynolds \$29,700/\$22,650; Rich \$61,427/\$0; and Rochow \$92,028/\$66,210.

Narrative to 2018 Nonqualified Deferred Compensation Table

DSSP

An employee who has base salary (excluding any bonus, incentive or other premium pay) before deductions for taxes and other withholdings in excess of the IRC compensation limit is eligible and may elect to participate in the DSSP. The DSSP is an unfunded (for the purposes of ERISA) non-qualified tax deferred defined contribution plan. The DSSP is funded by CMS through the use of trusts. However, participants have only an unsecured contractual commitment from the Corporation to pay the amounts due under the DSSP and any funds are considered general assets of the Corporation and are subject to claims of creditors.

A participant in the DSSP may elect in the prior year to defer 0% or 5% of his or her base salary that exceeds the IRC compensation limit and the Corporation will match 100% of the first 3% and 50% of the next 2% of the deferral, which is the same matching rate as the Savings Plan (equivalent to 4%). In addition, a DSSP eligible participant may elect an additional deferral of up to 50% of the participant's base salary for the calendar year. This additional deferral is not eligible for a Corporation match. The combined maximum total of the DSSP deferral amount and a 5% Savings Plan deferral is 59% of base salary. At the time a participant elects a deferral, a distribution election is also made for this class year deferral. Each class year deferral is payable either at a certain date five or more years in the future or upon separation from service with the

Corporation either as a series of payments over 2 to 15 years or in a lump sum. The participant decides how Corporation contributions are invested among a broad array of mutual funds selected by us and provided by the record keeper.

Earnings in the DSSP are based on the change in market value of the mutual funds selected by the participant. All NEOs are eligible for the DSSP.

DC SERP

The Corporation established a DC SERP for employees not eligible to participate in the DB SERP. Under the DC SERP, the Corporation provides an amount equal to 5%, 10% or 15% (depending on salary grade) of employee regular earnings plus any awards under the Annual Incentive Plan. Funds equal to the DC SERP are transferred to a mutual fund family at the time we make a contribution. Earnings or losses are based on the rate of return of the mutual funds selected by the participant. Although the DC SERP is funded by the Corporation, participants have an unsecured contractual commitment from us to pay the amounts due under this plan. Poppe, Hayes, Rochow, and Rich are the NEOs covered under the DC SERP. Rich and Rochow receive benefits at the 10% level and Poppe and Hayes receive benefits at the 15% level. Full vesting under the DC SERP occurs at age 62 with a minimum of five years of service. Vesting is on a pro-rata basis for years prior to age 62.

Potential Payments upon Termination or Change-in-Control

As noted above under *Compensation Discussion and Analysis, Post-Termination Compensation, Severance and Change-in-Control Benefits*, our executives are eligible to receive separation and change-in-control benefits upon a qualifying termination of employment. These benefits are provided through two separate types of agreements:

- Officer Separation Agreements (“OS Agreements”)
- Change-in-Control Agreements (“CIC Agreements”)

We have entered into OS Agreements and CIC Agreements with the remaining NEOs. The OS Agreements provide for payments and other benefits if the officer is terminated under circumstances specified in the OS Agreement unrelated to a change-in-control (as defined in the CIC Agreements). The CIC Agreements provide for payments and other benefits only if the NEO is terminated under the circumstances specified in the CIC Agreements within two years following a change-in-control.

OS AGREEMENTS. The OS Agreements provide for payments of certain benefits, as described in the table below, upon circumstances of termination of the employment of the NEO. Central to an understanding of the rights of each NEO is an understanding of the definition of “Cause.” For purposes of these agreements:

- We have Cause to terminate the NEO if the NEO has engaged in any of a list of specified activities, including willful and continued failure to perform duties consistent with the scope and nature of his or her position, committing an act materially detrimental to the financial condition and/or goodwill of CMS or its subsidiaries, or is subject to a specified criminal legal action for activities relating to an act of fraud, embezzlement, theft, or other act constituting a felony involving moral turpitude.

If the Corporation does not have Cause and terminates an NEO who has an OS Agreement for any reason, the NEO receives the benefits described in the table below.

These agreements require, as a precondition to the receipt of these payments, that the NEO sign a standard form of release in which he or she waives all claims that he or she might have against the Corporation and certain associated individuals and entities. These agreements also include non-

compete and non-solicitation provisions that would apply for a period of 12 months following the NEO's termination of employment and non-disparagement and confidentiality provisions that would apply for an unlimited period of time following the NEO's termination of employment. Payments under these agreements are payable in a lump sum.

Under the OS Agreements, tenure-based restricted stock awards will vest on a pro-rata basis based upon the service provided prior to the termination date while performance-based restricted stock awards will vest at the end of the performance period on a pro-rata basis based on service provided during the performance period up to the termination date and actual performance of the Corporation.

CIC AGREEMENTS AND PROVISIONS. The CIC Agreements contain provisions that provide for payments in the event of a change-in-control. The change-in-control provisions ("CIC Provisions") function in a manner similar to the severance provisions in the OS Agreements, except that NEOs become entitled to benefits under the CIC Provisions only in the event of a double trigger consisting of a change-in-control and qualifying termination of employment during the two-year period following the change-in-control. As part of the CIC Provisions, a portion of the severance payments to a terminated NEO is consideration for the NEO entering into a "non-compete" agreement.

A change-in-control of CMS is defined in the CIC Agreements to mean:

- the consummation of certain types of transactions, including mergers and the sale of all, or substantially all, of our assets;
- the acquisition by any person or entity of the beneficial ownership of securities representing 25% or 30% (depending upon the particular agreement) or more of the combined voting power of our then outstanding voting securities;
- a change in the composition of the Board such that individuals who at the effective date of the agreement constituted the Board and any new directors elected or nominated by at least 2/3 of the directors who were either directors at the effective date of the agreement or were so elected or nominated, cease for any reason to constitute a majority of the Board; or
- the liquidation or distribution of all or substantially all of our assets.

The definitions of Cause and Good Reason are central to an understanding of the NEO's rights under the CIC Provisions. Under the CIC Provisions, "Cause" has the same meaning as set forth in the OS Agreements discussed above.

The NEO is said to have Good Reason to terminate his or her employment under the CIC Provisions if the assignment to the NEO of duties is materially inconsistent with his or her position (including status, offices, titles, and reporting requirements), authority, or responsibilities as in effect immediately prior to the change-in-control; the Corporation takes any action which results in a material diminution of the NEO's position, authority, duties, or responsibilities as constituted immediately prior to the change-in-control (excluding an isolated, insubstantial, and inadvertent action which is remedied by the Corporation promptly after receipt of notice thereof given by the NEO); there is a material reduction in the NEO's base salary, incentive opportunity, Stock Plan award level, benefits, or status; or under other circumstances specified in the definition, including the relocation of the NEO's principal job location or office to more than 35 miles from its location at the time of entry into the CIC Agreement. Payments under the CIC provisions are payable in a lump sum.

The benefits to be provided to the NEOs in each of those situations are described in the table below, which assumes that the termination had taken place on December 31, 2018, the last business day of our most recent fiscal year.

The CIC Agreements with each NEO do not contain tax gross-up provisions with respect to IRC Section 280G and Section 4999 excise taxes. The CIC Agreements contain a "best net benefit" provision which provides that the Corporation's payments to the NEO can be reduced to the extent that no portion of the reduced payments shall be subject to the excise tax, but only if the NEO's net after-tax benefit is

greater than his or her net after-tax benefit would have been if such reduction were not made and the NEO paid the excise tax.

Restricted stock under the CIC Agreements includes double-trigger vesting provisions (meaning, both a change-in-control and a qualifying termination of employment must occur in order for the equity to vest). Under the CIC Agreements, all performance-based restricted-stock awards will vest on a pro-rata basis based upon the service provided prior to the change-in-control date with any performance-based restrictions vesting at target level.

NEOs cannot receive benefits under both the CIC Provisions and the severance provisions of their agreement(s).

RETIREMENT/DISABILITY/DEATH. Upon death, 100% of the restricted stock vests with any performance-based restricted stock vesting at target levels. Upon retirement or disability, tenure-based restricted stock awards will vest on a pro-rata basis based upon the service provided prior to retirement or disability while performance-based restricted stock awards vest at the end of the performance period on a pro-rata basis based on service provided during the performance period prior to the retirement or disability and actual performance of the Corporation during the performance period. In the case of retirement or disability, the Compensation Committee has the discretion, in exceptional circumstances, to waive the forfeiture of restricted stock awarded.

RETIRED EXECUTIVE SURVIVOR BENEFIT. The retired executive survivor benefit plan provides a survivor benefit after retirement for certain employees who held high-level management or executive positions prior to their retirement. This plan is a supplement to the retired employees' group term life insurance plan. The amount of the survivor benefit payable to a participant's beneficiary upon the participant's death equals 140% of annualized base salary preceding the date of retirement. This amount is reduced by 10% on every anniversary of the participant's retirement until the benefit amount reaches a minimum of 50% of the initial benefit amount. The amount is further reduced based on insurance payable by life insurance plans purchased by us.

The plan was closed to new participants on July 1, 2011. An eligible participant must be a minimum of 60 years old at the time of retirement or termination to qualify for retired executive survivor benefits. As of December 31, 2018, Reynolds is the only NEO eligible for benefits under this plan. The value of Reynolds' benefit would range from a minimum of \$425,100 to a maximum of \$865,200 depending on the date of her death relative to her retirement date.

The following table provides information concerning potential payments upon termination or change-in-control as of December 31, 2018 for each NEO.

POTENTIAL PAYMENTS UPON TERMINATION OR CHANGE-IN-CONTROL TABLE

	Patricia K. Poppe	Reiji P. Hayes	Catherine M. Reynolds	Brian F. Rich	Garrick J. Rochow
	(\$)	(\$)	(\$)	(\$)	(\$)
Termination Without Cause Payments (1):					
One and one-half times 2018 base salary	\$1,800,000	\$915,000	\$927,000	\$690,000	\$787,500
Unvested restricted stock awards (2)	7,610,054	1,215,890	2,307,103	1,148,686	1,422,737
DC SERP benefit (3)	557,956	157,959	-	227,782	245,206
TOTAL	\$9,968,010	\$2,288,849	\$3,234,103	\$2,066,468	\$2,455,443
Change in Control Payments (4):					
One times 2018 base salary	\$1,200,000	\$610,000	\$618,000	\$460,000	\$525,000
One times incentive @ 100% 2018 performance target	1,380,000	427,000	401,700	299,000	341,250
Pro-rata incentive based on service during year triggered	1,380,000	427,000	401,700	299,000	341,250
Estimated Payment for 'Non-compete' Agreement	2,580,000	1,037,000	1,019,700	759,000	866,250
DC SERP benefit (3)	1,538,956	533,109	-	409,482	452,581
Medical Coverage Payment (5)	39,513	39,513	39,513	39,513	39,513
Unvested restricted stock awards (2)	9,897,264	2,047,847	2,590,903	1,297,917	1,627,444
TOTAL	\$18,015,733	\$5,121,469	\$5,071,516	\$3,563,912	\$4,193,288
Retirement:					
Pro-rata incentive based on service period in year triggered	\$1,380,000	\$427,000	\$401,700	\$299,000	\$341,250
Unvested restricted stock awards (2)	7,610,054	1,215,890	2,307,103	1,148,686	1,422,737
TOTAL	\$8,990,054	\$1,642,890	\$2,708,803	\$1,447,686	\$1,763,987
Disability:					
Pro-rata incentive based on service period in year triggered	\$1,380,000	\$427,000	\$401,700	\$299,000	\$341,250
Unvested restricted stock awards (2)	8,437,554	1,215,890	2,307,103	1,148,686	1,422,737
TOTAL	\$9,817,554	\$1,642,890	\$2,708,803	\$1,447,686	\$1,763,987
Death:					
Pro-rata incentive based on service period in year triggered	\$1,380,000	\$427,000	\$401,700	\$299,000	\$341,250
Unvested restricted stock awards (2)	13,934,769	2,731,296	3,477,089	1,763,469	2,265,877
TOTAL	\$15,314,769	\$3,158,296	\$3,878,789	\$2,062,469	\$2,607,127

- (1) Reflects payments under OS Agreements.
- (2) Based upon the year-end closing price of CMS common stock of \$49.65 per share. The performance-based restricted stock awards outstanding are valued based on target levels.
- (3) Poppe's, Hayes', Rich's and Rochow's SERP account balances would fully vest; their unvested balances are \$557,956; \$157,959; \$227,782; and \$245,206 respectively. In addition, in the event of a change-in-control, Poppe and Hayes would receive an amount equal to 15% of their salary and incentive-based change-in-control payment and Rich and Rochow would receive an amount equal to 10% of their salary and incentive-based change-in-control payments.
- (4) Pursuant to the CIC Agreements for Poppe, Hayes, Reynolds, Rich and Rochow. In addition to the amounts shown above, in the event of a change-in-control, Reynolds would receive a \$9,205 increase in her monthly SERP benefit.
- (5) Pursuant to the CIC Agreement, Medical Coverage Payments include two years of company-paid medical expenses.

Proposal 2:

Approve, on an Advisory Basis, Executive Compensation

Pursuant to Section 14A of the Exchange Act, we are conducting an advisory (non-binding) vote to approve our compensation programs for our Named Executive Officers (“NEOs”) as disclosed in this Proxy Statement in accordance with SEC rules. The Compensation Committee did not make any changes to our executive compensation program since the last shareholder vote, which strongly favored the program (approximately 99% of each of CMS and Consumers votes cast were affirmative). We continue to engage with our large institutional holders regarding compensation elements.

As described in detail under *Compensation Discussion and Analysis* in this Proxy Statement, the Corporation’s NEO compensation program is organized around four principles: (1) align with increasing shareholder value; (2) enable the Corporation to compete for and secure top executive talent; (3) reward measurable results; and (4) be fair and competitive.

We have designed our executive compensation elements based on balance and simplicity to place emphasis on consistent, sustainable and superior absolute and relative performance.

- Base salary is targeted to approximate the median of a peer group made up of companies of similar business profile and size, and to reflect individual performance and internal considerations.
- Annual incentive awards are based on the achievement of Annual Incentive EPS (70% of annual incentive) and Annual Incentive OCF (30% of annual incentive) goals.
- A majority of our long-term incentive (LTI) program is delivered through performance-based restricted stock with tenure-based restricted stock representing a minority of LTI at 25%. The performance-based portion is eligible to vest after three years dependent upon our TSR performance and EPS growth, each weighted equally, relative to the Corporation’s Performance Peer Group, while the tenure-based portion vests on the third anniversary of the award date.

We annually review all elements of the Corporation’s executive compensation program and, in addition to complying with required rules, we adopt current best practices where appropriate for our business and shareholders. As a result, we have:

- Very limited perquisites—no planes, cars, clubs, security or financial planning. The principal perquisite provided to our executives in 2018 was an annual mandatory physical examination for each NEO;
- Clawbacks in place for the annual incentive and LTI awards;
- Stock ownership guidelines for NEOs and directors, which exclude unvested performance-based restricted stock awards when determining compliance;
- Change-in-control agreements that require a double-trigger for the accelerated vesting of equity awards;
- A policy that prohibits hedging and pledging of the Corporation’s securities by employees and directors;
- Annual reviews of our compensation and performance peer groups;
- Regular briefings from the Compensation Committee’s independent compensation consultant regarding key trends and legislative and regulatory updates;
- No dividends paid on unvested performance-based restricted stock awards. In lieu of dividends, recipients receive additional shares of restricted stock that vest based on the same performance measures applicable to the underlying restricted stock;

- No employment agreements. Our executive agreements are limited to separation and change-in-control agreements. Base salary and annual incentive separation amounts do not exceed three times the NEO's base salary and annual incentive amount, with an average of two times; and
- No tax gross-ups. None of our separation or change-in-control agreements contain tax gross-ups.

Shareholders are encouraged to read the Compensation Discussion and Analysis, the accompanying compensation tables and the related narrative disclosure.

This proposal gives our shareholders the opportunity to express their views on the overall compensation of the NEOs and the compensation philosophy, policies and practices disclosed in this Proxy Statement. For the reasons discussed above, we are asking our shareholders to indicate their support for the NEO compensation by voting FOR the following resolution at the 2019 Annual Meeting:

RESOLVED: that the compensation paid to the named executive officers, as disclosed in this Proxy Statement pursuant to the compensation disclosure rules of the Securities and Exchange Commission, including the Compensation Discussion and Analysis, the compensation tables and the related narrative disclosure, is APPROVED.

This vote is an advisory vote only, and therefore it will not bind CMS or Consumers, the Board or the Compensation Committee. The vote results will not create or imply any change to fiduciary duties or create or imply any additional fiduciary duties for CMS or Consumers or the Board. However, we value the opinions that our shareholders express in their votes and will consider the outcome of the vote when making future executive compensation decisions as they deem appropriate.

Consistent with the direction of the CMS shareholders at the 2017 Annual Meeting of Shareholders and the Consumers shareholders at the 2018 Annual Meeting of Shareholders, the advisory vote on NEO compensation for CMS and Consumers will be held on an annual basis.

The CMS and Consumers Boards recommend that shareholders vote to approve the non-binding advisory proposal to approve the compensation of the named executive officers as disclosed in this Proxy Statement pursuant to the compensation disclosure rules of the Securities and Exchange Commission, including the Compensation Discussion and Analysis, the compensation tables and the related narrative disclosure.

Report of the Audit Committee

The Audit Committee, comprised solely of independent directors, assists the Board of Directors in its oversight of the 1) integrity of financial statements; 2) performance of the internal audit function and independent auditors; 3) independent auditor's qualifications and independence; and 4) compliance with applicable legal and regulatory requirements. The Audit Committee has a written charter that complies with New York Stock Exchange requirements. Management has the primary responsibility for the preparation, presentation and accuracy of the consolidated financial statements and the financial reporting process, including the systems of internal controls.

The Audit Committee reviewed and discussed with management the audited consolidated financial statements set forth in CMS' and Consumers' 2018 Annual Report to Shareholders and Form 10-K for the year ended December 31, 2018. The Audit Committee also discussed with PricewaterhouseCoopers LLP ("PwC"), who are responsible for performing an independent audit of CMS' and Consumers' financial statements and expressing an opinion on the conformity of those audited consolidated financial statements with United States generally accepted accounting principles, the matters required to be discussed by PCAOB Auditing Standard No. 61 (codified as Auditing Standard No. 1301)—Communications with Audit Committees and other applicable requirements of the PCAOB and SEC rules.

The Audit Committee has received a report on the quality control procedures of PwC. The Audit Committee has also discussed with management, the internal auditors and PwC the quality and adequacy of CMS' and Consumers' internal controls, with particular focus on compliance with Section 404 of the Sarbanes-Oxley Act of 2002. The Audit Committee reviewed with the internal auditors and PwC their audit plans and audit scope.

The Audit Committee is responsible for the appointment, termination, compensation and oversight of the work of the independent auditor. PwC has served as CMS and Consumers' independent registered public accountants since 2007. In order to assure continuing auditor independence, the Audit Committee periodically considers whether there should be a regular rotation of the independent registered public accounting firm. In conjunction with the mandated rotation of the lead engagement partner, the Audit Committee and its Chair are directly involved in the selection of PwC's lead engagement partner. The Audit Committee has received from PwC the written communications required by applicable requirements of the PCAOB regarding PwC's communications with the Audit Committee concerning independence and have discussed with PwC their independence from CMS and Consumers. The Audit Committee has discussed with PwC the compatibility of non-audit services with the auditor's independence and has satisfied themselves as to PwC's independence.

In reliance on the review and discussions referred to above, the Audit Committee recommended to the Boards that the audited consolidated financial statements be included in CMS' and Consumers' Annual Report on Form 10-K for the fiscal year ended December 31, 2018, for filing with the SEC.

AUDIT COMMITTEE

Laura H. Wright (Chair)

Jon E. Barfield

Suzanne F. Shank (1)

Myrna M. Soto

John G. Sznewajs

- (1) Shank was elected to the Board, Audit Committee and Finance Committee effective January 18, 2019.

Fees Paid to the Independent Registered Public Accounting Firm

PwC was the principal independent registered public accounting firm for CMS and Consumers for the years 2018 and 2017. The following table sets forth the aggregate fees, including expenses, for professional services, billed by PwC to CMS (consolidated total including Consumers and its subsidiaries) and Consumers (including its subsidiaries), in each of the last two fiscal years.

	CMS		Consumers	
	2018	2017	2018	2017
Audit Fees	\$5,356,000	\$5,085,000	\$4,832,380	\$4,688,317
Audit-Related	267,470	214,570	266,570	214,570
Tax Fees	3,470	151,908	3,470	151,908
All Other Fees	17,000	31,940	17,000	31,940
Total Fees	\$5,643,940	\$5,483,418	\$5,119,420	\$5,086,735

Audit fees include fees associated with the annual audit, the reviews of our quarterly reports on Form 10-Q, comfort letters, required statutory audits, fees related to the audit of our internal controls over financial reporting as required by the Sarbanes-Oxley Act of 2002 and other attest services. Audit-related fees include fees associated with assistance related to accounting systems and controls. Tax fees include fees for assistance with implementing a workflow management tool for tax compliance and planning. All other fees are related to business impact analysis activities.

The Audit Committee has adopted a policy that requires pre-approval for all audit, audit-related, tax and other services performed by the independent registered public accounting firm. The policy provides for pre-approval by the Audit Committee of specifically defined audit and non-audit services. Unless the specific service has been previously pre-approved with respect to that year, the Audit Committee must approve the permitted service before the independent registered public accounting firm is engaged to perform it. The Audit Committee has delegated to the Chair of the Audit Committee authority to approve permitted services, provided that the Chair reports any decisions to the Audit Committee at its next scheduled meeting. All of the services performed by the principal independent registered public accounting firm were approved in accordance with the policy in 2018.

Proposal 3: Ratify the Appointment of Independent Registered Public Accounting Firm

The Audit Committee's selection of the independent auditor shall be submitted to our shareholders for their ratification at the Annual Meeting of Shareholders. If a majority of shares voted do not ratify the Audit Committee's selection, the Audit Committee will consider our shareholder views when considering selection of a different independent auditor or the continued retention of the existing auditor for that year.

The Audit Committee is directly responsible for the appointment, compensation, retention and oversight of the independent registered public accounting firm (taking into account the vote on shareholder ratification). The Audit Committee has selected PwC, independent registered public accounting firm, to audit the consolidated financial statements for the year 2019. PwC has served as our independent registered public accountants since 2007. The Audit Committee is responsible for the audit fee negotiations associated with the retention of PwC. In order to assure continuing auditor independence, the Audit Committee periodically considers whether there should be a regular rotation of the independent registered public accounting firm. In conjunction with the mandated rotation of the lead engagement partner, the Audit Committee and its Chair are directly involved in the selection of PwC's lead engagement partner. The members of the Audit Committee and the Board believe that the continued retention of PwC as independent registered public accounting firm is in the best interests of the Corporation and its shareholders. A representative of PwC will be present at the 2019 Annual Meeting of Shareholders and will have an opportunity to make a statement and respond to appropriate questions.

The CMS and Consumers Boards and their Audit Committees recommend a vote to ratify the appointment of the independent registered public accounting firm for 2019.

Proposal 4: Vote on a Shareholder Proposal Relating to Political Contributions Disclosure

To Be Voted On By CMS Shareholders Only

We have been notified that shareholder proponents intend to present a proposal for consideration at the CMS Annual Meeting. The shareholder proposal and supporting statement appear below, and are presented as submitted to CMS. The CMS Board has recommended a vote against this proposal. The CMS response is set forth immediately following the proposal. The name, address and share holdings of the shareholder proponents will be supplied upon request.

Shareholder Proposal

RESOLVED: That the shareholders of CMS Energy Corporation ("CMS" or "Company") hereby request that the Company provide a semiannual report to disclose the Company's:

1. Policies and procedures for making direct or indirect contributions and expenditures with corporate funds or assets to:
 - (a) Participate or intervene in any campaign on behalf of (or in opposition to) any candidate for public office, or to
 - (b) Influence the general public, or any segment thereof, with respect to an election or referendum.
2. Monetary and non-monetary contributions and expenditures (direct and indirect) used in the manner described in section 1 above, including:
 - (a) The identity of the recipient as well as the amount paid to each; and
 - (b) The title(s) of the person(s) in the Company responsible for decision-making.

The report shall be presented to the board of directors or relevant board committee and posted on the Company's website within 12 months from the date of the annual meeting. This proposal does not encompass lobbying spending.

SUPPORTING STATEMENT

As long-term shareholders of CMS, we support transparency and accountability in corporate electoral spending. This includes any activity considered intervention in a political campaign under the Internal Revenue Code, such as direct and indirect contributions to political candidates, parties, or organizations, and independent expenditures or electioneering communications on behalf of federal, state, or local candidates.

Disclosure is in the best interest of the company and its shareholders. The Supreme Court recognized this in its 2010 *Citizens United* decision, which said:

[D]isclosure permits citizens and shareholders to react to the speech of corporate entities in a proper way. This transparency enables the electorate to make informed decisions and give proper weight to different speakers and messages.

Publicly available records show CMS has contributed at least \$12.7 million in corporate funds since the 2010 election cycle (CQMoneyLine: <http://moneyline.cq.com>; National Institute on Money in State Politics: <http://followthemoney.org>).

However, relying on publicly available data does not provide a complete picture of the Company's electoral spending. For example, the Company's payments to trade associations that may be used for election-related activities are undisclosed and unknown. This proposal asks the Company to disclose all of its electoral spending, including payments to trade associations and other tax-exempt organizations, which may be used for electoral purposes. This would bring our Company in line with a growing number of leading companies, including **Noble Energy Inc.**, **PG&E Corp.**, and **Sempra Energy**, which present this information on their websites.

The Company's Board and shareholders need comprehensive disclosure to fully evaluate the use of corporate assets in elections. We urge your support for this critical governance reform.

CMS Board of Directors' Recommendation Against and Statement of Opposition

The Board opposes this shareholder proposal and believes its adoption is unnecessary and would cause CMS to incur undue costs and administrative burdens without commensurate benefit to our stakeholders, including shareholders, for the following reasons:

1. The request is not in the best interests of CMS or its shareholders.
2. The request is duplicative of CMS' robust governance and oversight practices
3. The request would not provide shareholders with any more meaningful information than is already publicly reported

A guiding principle of CMS' political spending strategy is to optimize engagement with stakeholders and create long term shareholder value.

CMS has a long tradition as a responsible corporate citizen and is committed to maintaining the highest ethical standards when it engages in political activity. The Board believes CMS has a responsibility to shareholders and customers to constructively participate in the political process to further the best interests of our shareholders and customers. The Board believes that it is important for us to support the legislative process by participating in political activity when it is consistent with CMS' business strategy and as permitted by law. The Board supports many of the objectives expressed in the shareholder proposal, however, the Board believes that the level of specific disclosure requested by the proposal could have unintended consequences and could impact CMS' ability to pursue its purpose: World Class Performance Delivering Hometown Service.

CMS has strong governance and accountability surrounding political spending and upholds the highest level of board oversight.

The Board oversees our political engagement policies, practices and controls. This oversight along with the Board's alignment with our current disclosure standards provide the necessary accountability to ensure that political activities are conducted in the best interest of shareowners and other constituents.

Through Board oversight, CMS has maintained a rigorous compliance process to ensure that its political activities are lawful, properly disclosed and align with our Code of Conduct. In addition to complying with CMS' political engagement policies, political contributions are also subject to federal, state and local regulation. As with all of our business activities, CMS is committed to complying with all laws and regulations applicable to our political participation activities.

Significant disclosure regarding CMS' political activities and related policies is already publicly available.

CMS' political engagement policies, programs and practices, including the governance and decision-making process for corporate political contributions, are described in detail on our website at <https://www.cmsenergy.com/corporate-governance/political-engagement>. Required contribution information can also be found on various state and federal websites and are available through links on our website. We maintain a political action committee ("PAC") funded by employee contributions (not corporate contributions) and all PAC contributions are publicly disclosed. We also participate in trade associations for their expertise and insights on issues important to our industry. These associations may participate in the political process from time to time. We do not join trade associations to advance political purposes, and our membership does not represent our agreement with all of the trade associations' positions or views, nor do we control their political activity in any way. Nonetheless, CMS discloses on our website trade association payments when they exceed \$25,000 and when the trade association uses a portion of the money for federal lobbying activities.

In summary, the Board believes our thoughtful political strategy, strong governance and Board oversight, and significant public disclosure appropriately address the concerns cited in the shareholder proposal. As a result, the Board does not believe additional disclosure is warranted at this time and the production of an additional report as requested would be an unnecessary and imprudent use of CMS' time and resources.

The CMS Board recommends a vote AGAINST the shareholder proposal relating to political contributions disclosure.

2020 Proxy Statement Information

Under SEC rules, if a shareholder wishes to submit a proposal for possible inclusion in our 2020 Proxy Statement pursuant to Rule 14a-8 of the Exchange Act, we must receive it on or before November 22, 2019.

CMS and Consumers' Bylaws provide that in order for a shareholder to propose business or nominate persons for election to the Board at an annual meeting that will not be included in the proxy statement for that annual meeting, written notice containing the information required by our Bylaws must be delivered to the Corporate Secretary no later than 60 days nor earlier than 90 days before the anniversary of the prior year's annual meeting, that is, after February 3, 2020 but no later than March 4, 2020 for the 2020 Annual Meeting. Any matter must comply with our Bylaws.

CMS Bylaws also permit a shareholder, or a group of up to 20 shareholders, who have owned continuously for at least three years a significant amount of the outstanding shares of common stock of the Corporation (at least 3%) to submit Director nominees (not greater than two or 20% of the Board) for inclusion in its proxy statement if the shareholder(s) and the nominee(s) satisfy the requirements in CMS' Bylaws. Notice of proxy access Director nominees must be received by CMS' Corporate Secretary no less than 120 days nor more than 150 days prior to the anniversary of the date the Corporation mailed its proxy statement for the prior year's annual meeting, that is after October 23, 2019 but no later than November 22, 2019 for the 2020 Annual Meeting.

Shareholder proposals and nominations should be addressed to: Corporate Secretary, One Energy Plaza, Jackson, Michigan 49201.

GENERAL INFORMATION

What are the Proxy Materials?

The Proxy Materials include:

- This Proxy Statement; and
- The Annual Report to Shareholders, which includes the Form 10-K with our consolidated financial statements and accompanying notes for the year ended December 31, 2018.

If you received the Proxy Materials by mail, they also include a proxy card or voter instruction form for use in connection with the 2019 Annual Meeting. We are releasing these Proxy Materials to shareholders on or about March 21, 2019.

What matters are up for a vote at the CMS Annual Meeting, how are they counted and what are their requirements?

The table below shows the voting options, voting requirement and effect of abstentions and Broker Non-Votes for each proposal to be presented at the CMS Annual Meeting.

Proposal	Voting Options	Vote Required to be Approved	Effect of Abstentions (1)	Effect of "Broker Non-Votes" (1)
1. Elect Directors Named in this Proxy Statement to the Board of Directors	For, Against, Abstain	A nominee will be elected with approval from a majority of the votes cast by holders of shares present in person or represented by proxy at the Annual Meeting and entitled to vote	No Effect	No Effect
2. Approve, on an advisory basis, executive compensation	For, Against, Abstain	Majority of the votes cast by holders of shares entitled to vote	No Effect	No Effect
3. Ratify independent registered public accounting firm	For, Against, Abstain	Majority of the votes cast by holders of shares entitled to vote	No Effect	Counted (2)
4. Vote on a Shareholder Proposal Relating to Political Contributions Disclosure	For, Against, Abstain	Majority of the votes cast by holders of shares entitled to vote	No Effect	No Effect

(1) Abstentions and broker discretionary votes are counted toward establishing a quorum.

(2) This is considered to be a routine matter and, therefore, if you hold your shares in street name and do not provide voting instructions to the broker, bank or other nominee that holds your shares, the nominee has discretionary authority to vote on this Proposal. This is not the case for any of the other Proposals since they are considered to be "non-routine" matters.

The CMS Board does not intend to bring any other business before the CMS Annual Meeting. However, a shareholder has notified CMS of his intent to propose a resolution at the Annual Meeting that, if approved, would, among other things, request that CMS publish a report of actually incurred corporate costs and associated actual and significant benefits accruing to shareholders and the climate from the company's climate-related activities that are voluntary and exceed government regulatory requirements. This shareholder proposal is referred to as the "Floor Proposal."

The Floor Proposal was not submitted under Rule 14a-8 under the Exchange Act and the shareholder did not seek to have the Floor Proposal included in this Proxy Statement. Accordingly, the Floor Proposal may be presented at the meeting but is not included in this Proxy Statement. If the Floor Proposal is presented at the Annual Meeting, then the proxies will have, and intend to exercise, discretionary voting authority under Rule 14a-4(c) under the Exchange Act to vote AGAINST the Floor Proposal. If any other matters (including matters incident to the conduct of the meeting) are properly presented at the meeting, it is intended that the holders of the proxies will vote in their discretion.

What matters are up for a vote at the Consumers Annual Meeting, how are they counted and what are their requirements?

The table below shows the voting options, voting requirement and effect of abstentions and Broker Non-Votes for each proposal to be presented at the Consumers Annual Meeting.

Proposal	Voting Options	Vote Required to be Approved	Effect of Abstentions (1)	Effect of "Broker Non-Votes" (1)
1. Elect Directors	For, Against, Abstain	A nominee will be elected with approval from a majority of the votes cast by holders of shares entitled to vote (2)	No Effect	No Effect
2. Approve, on an advisory basis, executive compensation	For, Against, Abstain	Majority of the votes cast by holders of shares entitled to vote	No Effect	No Effect
3. Ratify independent registered public accounting firm	For, Against, Abstain	Majority of the votes cast by holders of shares entitled to vote	No Effect	Counted (3)

- (1) Abstentions and broker discretionary votes are counted toward establishing a quorum.
- (2) Holders of Consumers' preferred and common stock are entitled to one vote for each share and shareholders have cumulative voting rights for the election of directors. Please see "Who is entitled to vote?" below.
- (3) This is considered to be a routine matter and, therefore, if you hold your shares in street name and do not provide voting instructions to the broker, bank or other nominee that holds your shares, the nominee has discretionary authority to vote on this Proposal. This is not the case for any of the other Proposals since they are considered to be "non-routine" matters.

We are not aware of any other matters to be presented at the Consumers Annual Meeting. However, if any other matters (including matters incident to the conduct of the meeting) are properly presented at the meeting, it is intended that the holders of the proxies will vote in their discretion.

Why did I receive a Notice of Internet Availability of Proxy Materials?

To reduce the environmental impact of our Annual Meeting, we are providing the Proxy Materials over the Internet. As a result, we are sending many of our shareholders a Notice of Internet Availability of Proxy Materials ("Notice of Availability") instead of a paper copy of the Proxy Materials. All shareholders receiving the Notice of Availability may access the Proxy Materials over the Internet and request a paper copy by mail. Instructions on how to access the Proxy Materials, vote online and request a paper copy can be found in the Notice of Availability. The Notice of Availability also contains instructions on how to request delivery of Proxy Materials in paper form or electronically on an ongoing basis.

How can I access the Proxy Materials electronically or sign up for electronic delivery?

All Shareholders can view, search and print the Proxy Materials at www.cmsenergy.com/investor-relations.

If you are a shareholder of record and you received printed Proxy Materials, you may elect to receive future Proxy Materials electronically. To do so you must enroll online at <https://materials.proxyvote.com/125896> for CMS and <https://materials.proxyvote.com/210518> for Consumers. If you consent to receive Proxy Materials electronically, you will receive an e-mail notification when they become available. Your enrollment will be effective until revoked.

This electronic option allows you to:

- Reduce the environmental impact of our Annual Meeting;
- Gain faster access to Proxy Materials;
- Reduce the amount of mail you receive; and

- Help reduce the costs of our Annual Meeting.

If your shares are held in street name you should contact your brokerage firm, bank or other nominee and inquire about their electronic delivery options.

Who is entitled to vote?

Shareholders as of the close of business on the record date, March 5, 2019, are entitled to vote at the Annual Meetings. As of the record date, CMS' outstanding securities entitled to vote consisted of 283,758,984 shares of CMS common stock. Each share is entitled to one vote on each matter presented at the CMS Annual Meeting.

As of the record date, Consumers' outstanding securities entitled to vote consisted of 84,108,789 shares of shares of common stock held by CMS and 373,148 shares of preferred stock held by the public. Holders of Consumers' preferred and common stock are entitled to one vote for each share and shareholders have cumulative voting rights for the election of directors. That is, holders of preferred and common shares are entitled to cast as many votes as equal the number of shares held multiplied by the number of directors to be elected, and they may cast all of such votes for a single nominee or distribute them among any two or more nominees as they choose.

Your confidential vote is received and tabulated by an independent inspector of election. Your vote will not be disclosed except as required by law or in other limited circumstances.

What is the difference between a shareholder of record and a "street name" holder?

If your shares are registered directly in your name, you are considered our shareholder of record for those shares.

If your shares are held in a stock brokerage account or by a bank or other nominee you are considered the beneficial owner of the shares and your shares are said to be held in "street name." Street name holders generally cannot vote their shares directly and must instead instruct the brokerage firm, bank or other nominee how to vote using the method described under "How do I vote?" below.

How do I vote?

You can ensure that your shares are voted at the Annual Meeting by submitting your vote by telephone or Internet (the instructions are found on your proxy card, voting instruction form or Notice of Availability). If you received your Proxy Materials by mail, you can complete and return your proxy card or voting instruction form by mail. Even if you vote by one of these methods, you can still attend and vote at the Annual Meeting.

If your shares are held in street name, you must vote your shares in the manner prescribed by your brokerage firm, bank or other nominee. Your brokerage firm, bank or other nominee should provide a voting instruction form for you to use in directing it how to vote your shares. If you want to vote your shares in person at the Annual Meeting, you must obtain a legal proxy from your brokerage firm, bank or other nominee in advance of the Annual Meeting and bring it with you.

What if I do not indicate my voting preference on my proxy?

If your shares are voted by proxy, the shares will be voted as you instruct. If you sign and properly submit your proxy, but do not give any specific voting instructions, your shares will be voted as the Board recommends. Your shares will also be voted as recommended by the Board, in its discretion, on any other business that is properly presented for a vote at the Annual Meeting.

Who may attend the Annual Meeting and are there any requirements I must meet in order to attend in person?

Any shareholder of record as of March 5, 2019, or a representative with a proper written legal proxy signed by such shareholder, may attend. You will be asked to register upon arrival and will be required to present proof of current stock ownership (such as a recent account statement) and government-issued photo identification (such as a driver's license) prior to being admitted.

If your shares are held in street name and you do not obtain a legal proxy but still want to attend the Annual Meeting (and not vote your shares in person), you must provide evidentiary material, such as broker statements or a letter from your brokerage firm proving ownership as of the record date. We reserve the right to restrict admission if evidentiary material is not definitive proof of proper and timely ownership. If you wish to send a representative on your behalf, you must provide the evidentiary material as well as written proof that the representative is attending on your behalf.

Can I change my vote after I have voted or can I revoke my proxy?

Yes. If you are a shareholder of record, you can change your vote or revoke your proxy at any time prior to the Annual Meeting by:

- Providing another signed proxy that is dated later than the vote you want to change;
- Voting by telephone or Internet and recording a different vote; or
- Attending and voting at the Annual Meeting.

If your shares are held in street name, you must follow the specific instructions provided to you by your brokerage firm, bank or other nominee.

How many shares must be present to hold the Annual Meeting?

To constitute a quorum and transact business, shareholders of a majority of the outstanding shares entitled to vote must be present in person or by proxy at each of the Annual Meetings.

What does it mean if I get more than one set of Proxy Materials?

You may receive multiple copies of Proxy Materials if your shares are registered differently (i.e., trust, joint, name spelling variation, etc.) and/or if they are in more than one account (i.e., brokerage firm, bank, transfer agent, etc.). If you wish to consolidate accounts, please contact Equiniti Trust Company at 1-855-598-2714. Please vote all of the proxies that you receive and consider consolidating accounts.

If your household receives multiple copies of the Proxy Materials or Notice of Availability, you may authorize us to discontinue duplicate mailings in the future by electing the option when you vote, see "What is "householding" and how does it affect me?" below for additional householding information.

If your shares are held in street name and you are receiving multiple sets of materials and wish to consolidate accounts, please contact your brokerage firm, bank or other nominee.

What is "householding" and how does it affect me?

We have adopted a procedure called "householding" which has been approved by the SEC. Householding is intended to reduce the volume of duplicate information received by a household and the cost of preparing and mailing duplicate information. Under this procedure, we are permitted to mail only one Notice of Availability or one set of Proxy Materials to multiple shareholders who share an address and who have consented to or have received prior notice of our intent to do so, so long as we have not received contrary instructions from one or more such shareholders. Consent for householding

will remain in effect until revoked.

To resume the mailing of individual copies of future Proxy Materials or Notice of Availability and revoke your consent to householding, submit a written request to Broadridge Householding Dept., 51 Mercedes Way, Edgewood, New York 11717, or make an oral request by telephone to 1-866-540-7095. If you participate in householding and wish to receive separate Proxy Materials or Notices of Availability, we will promptly mail a copy if you notify us by making a written request to our Shareowner Services Department at One Energy Plaza, Jackson, Michigan 49201, or making a request by telephone to 1-517-788-0298.

If your shares are held in street name, you can request information about householding by contacting your brokerage firm, bank or other nominee.

Who conducts the proxy solicitation and how much will it cost?

We are requesting your proxy for the Annual Meeting and will pay the costs of requesting shareholder proxies. Proxies may be solicited by directors, officers and other employees, personally or by telephone, Internet, or mail, none of whom will receive compensation for their solicitation efforts. We have arranged for Innisfree M&A Incorporated, 501 Madison Ave., 20th Floor, New York, New York 10022, to solicit proxies for a fee of \$20,000, plus expenses and disbursements. We will pay all proxy solicitation costs. We may also reimburse brokerage firms, dealers, banks, voting trustees or other record holders for their reasonable expenses for forwarding Proxy Materials to beneficial owners of CMS and Consumers stock.

Appendix A:

SUPPLEMENTAL INFORMATION FOR THE COMPENSATION DISCUSSION AND ANALYSIS — GENERALLY ACCEPTED ACCOUNTING PRINCIPLES (GAAP) RECONCILIATIONS

CMS - Reconciliation of GAAP Operating Activities to Annual Incentive OCF

	2016 (millions)	2017 (millions)	2018 (millions)
Total GAAP Operating Activities.....	\$ 1,629	\$ 1,705	\$ 1,703
Exclude:			
Change in pension contribution	100		240
Change in Accounting Principle from those included in the budget	(17)	-	-
Federal Tax Reform Discretion.....	-		(155)
Change in power supply cost recovery (PSCR) from budget (disallowances excluded)	(8)	(27)	(3)
Gas-price changes (favorable or unfavorable) related to gas cost recovery (GCR) in January and February	16	(33)	27
Total exclusions.....	91	(60)	109
Annual Incentive OCF	\$ 1,720	\$ 1,645	\$ 1,812

CMS - Reconciliation of GAAP Earnings Per Share (EPS) to Annual Incentive Plan EPS

	2016	2017	2018
EPS Reported — GAAP basis	\$ 1.98	\$ 1.64	\$ 2.32
Exclude (income)/loss items:			
Accounting Principle Change from Budget.....	-	(0.03)	-
Tax Impact	-	0.01	-
Asset Sales	-	-	(0.01)
Tax Impact	-	-	*
Large restructuring and severance expenses greater than \$5 million	0.04	-	-
Tax Impact	(0.01)	-	-
Legal/settlement costs or gains related to previously sold assets.....	0.01	0.01	0.04
Tax Impact.....	*	*	(0.01)
Federal Tax Reform	-	0.52	(0.01)
Tax Impact.....	-	-	*
Total exclusions	0.04	0.51	0.01
Annual Incentive EPS.....	\$ 2.02	\$ 2.15	\$ 2.33

CMS - Reconciliation of GAAP Earnings Per Share (EPS) to LTI EPS (adjusted EPS)

	2013	2014	2015	2016	2017	2018
EPS Reported — GAAP basis.....	\$ 1.66	\$ 1.74	\$ 1.89	\$ 1.98	\$ 1.64	\$ 2.32
Exclude (income)/loss items:						
Large restructuring and severance expenses greater than \$5 million.....	-	-	-	0.04	-	-
Tax Impact	-	-	-	(0.01)	-	-
Asset Sales	-	-	-	-	-	(0.01)
Tax Impact	-	-	-	-	-	*
Legal/settlement costs or gains related to previously sold assets.....	-	-	-	0.01	0.01	0.04
Tax Impact.....	-	-	-	*	*	(0.01)
Federal Tax Reform	-	0.05	-	-	0.52	(0.01)
Tax Impact.....	-	(0.02)	-	-	-	*
Total exclusions	0.0	0.03	0.0	0.04	0.53	0.01
LTI EPS (adjusted EPS).....	\$ 1.66	\$ 1.77	\$ 1.89	\$ 2.02	\$ 2.17	\$ 2.33

*Less than ½ cent

Average GAAP EPS growth over 3 years: 9.7%, Average adjusted EPS growth over 3 years: 7%

Average GAAP EPS growth over 5 years: 8.6%, Average adjusted EPS growth over 5 years: 7%

Management views adjusted EPS as a key measure of our present operating financial performance and uses adjusted EPS for external communications with analysts and investors. Internally, we use adjusted EPS to measure and assess performance.

