Reimagining The Potential Of Human Enzyme Therapeutics

Corporate Overview – October 2022



Nasdaq: AGLE

Forward Looking Statements

This presentation and the accompanying oral presentation contain “forward-looking” statements that are based on our management’s beliefs and assumptions and on information currently available to management. Forward-looking statements include all statements other than statements of historical fact contained in this presentation, including information concerning our current and future financial performance, business plans and objectives, current and future clinical and preclinical development activities, timing and success of our ongoing and planned clinical trials and related data, the timing of announcements, updates, results of our clinical trials and related data, our ability to obtain and maintain regulatory approval, the potential therapeutic benefits, safety profile and economic value of our product candidates, potential growth opportunities, financing plans, use and adequacy of financing plans, the length of time that we believe our existing cash resources will fund operations, competitive position, industry environment and potential market opportunities.

Forward-looking statements are subject to known and unknown risks, uncertainties, assumptions and other factors including, but not limited to, those related to the success, cost and timing of our product candidate development activities and ongoing and planned clinical trials; our plans to develop and commercialize targeted therapeutics, including our lead product candidates pegzilarginase and pegtarviliase and our other product candidates; the design, progress of patient enrollment and dosing in our clinical trials; the ability of our product candidates to achieve applicable endpoints in clinical trials; the safety profile of our product candidates in clinical trials; the potential for data from our current and future clinical trials to support a marketing application, as well as the timing of these events, including data for our phase 1/2 trial of pegtarviliase (AGLE-177) in Homocystinuria; the potential for preclinical studies to be predictive of current or future clinical trials; our ability to obtain funding for our operations, development and commercialization of our product candidates; the impact of the COVID-19 pandemic on our operations and clinical development activities, including on the timing of enrollment of our clinical trials; the timing of and our ability to obtain and maintain regulatory approvals; our ability to obtain regulatory approval for, and commercialize, pegzilarginase, and recognize milestone and royalty payments from our licensing and supply agreement with Immedica; the potential for expedited development and review of pegzilarginase as a result of its Breakthrough Therapy designation; the potential addressable markets of our product candidates; the rate and degree of market acceptance and clinical utility of our product candidates; the size and growth potential of the markets for our product candidates, and our ability to serve those markets; our commercialization, marketing and manufacturing capabilities and strategy; future agreements with third parties in connection with the potential commercialization of our product candidates; our expectations regarding our ability to obtain and maintain intellectual property protection; our dependence on third party manufacturers; our ability to develop our own commercial manufacturing facility; the success of competing therapies that are or may become available; our ability to attract and retain key scientific or management personnel; our ability to identify additional product candidates with significant commercial potential consistent with our commercial objectives; and our estimates regarding expenses, future revenue, capital requirements and needs for additional financing.

Moreover, we operate in a very competitive and rapidly changing environment, and new risks may emerge from time to time. It is not possible for our management to predict all risks, nor can we assess the impact of all factors on our business or the extent to which any factor, or combination of factors, may cause actual results to differ materially from those contained in any forward-looking statements we may make. In light of these risks, uncertainties and assumptions, the forward-looking events and circumstances discussed herein may not occur and actual results could differ materially and adversely from those anticipated or implied in the forward-looking statements. Further information on these and other factors that could affect these forward-looking statements is contained in our most recent Annual Report on Form 10-K filed with the U.S. Securities and Exchange Commission (SEC) and other reports filed by the SEC. You should not rely upon forward-looking statements as predictions of future events. Although our management believes that the expectations reflected in our forward-looking statements are reasonable, we cannot guarantee that the future results, levels of activity, performance or events and circumstances described in the forward-looking statements will be achieved or occur. We undertake no obligation to publicly update any forward-looking statements, whether written or oral, that may be made from time to time, whether as a result of new information, future developments or otherwise.

©2022 Aeglea BioTherapeutics. External

Addressing Metabolic Imbalances to Improve the Lives of Patients

Our vision is to redefine the possible, pioneer bold science with human enzymes and deliver groundbreaking medicines that transform lives.

We are on a mission to change lives by bringing innovative therapies to underserved rare disease communities.











©2022 Aeglea BioTherapeutics. External

Building an Enzyme Therapy Company to Serve Patients and Drive Near and Long-Term Growth

Pioneering Bold Science

- Innovative enzyme engineering platform
- Differentiated product profiles
- Expertise in metabolic disease and enzyme engineering creates complementary opportunities in areas with limited competition

Delivering Groundbreaking Medicines

- Focused on disease modifying therapies with the potential to change lives
- Strong engagement with patient communities to develop products that meet their needs
- Efficient clinical development and commercialization model

Redefining the Possible

- Novel approach to unconventional targets – developing treatments for diseases others thought couldn't be addressed with enzyme therapies
- High unmet need and limited competition drive significant commercial opportunity

©2022 Aeglea BioTherapeutics. External

Aeglea's Human Enzyme Platform for Rare Metabolic Diseases

Program	Research	Phase 1/2	Phase 3	Regulatory Review	Addressable Market	Geographic Rights
Pegtarviliase (AGLE-177) Homocystinuria					>30,000 Patients[1]	Worldwide rights
Pegzilarginase Arginase 1 Deficiency				MAA Validated by EMA[5]	>2,500 Patients[2]	Retain rights outside of Europe and Middle East[3] Immedica pharma
AGLE-325 Cystinuria					>10,000 Patients[4]	Worldwide rights
Undisclosed Rare Diseases						Worldwide rights

[1] >30,000 represents estimated prevalence of Classical Homocystinuria in 38 addressable markets based on results of U.S. ICD-10 claims analysis extrapolated to global markets; all figures rounded. Sellos-Moura et al 2020 [2] Catsburg C et al 2022 ; Diez-Fernandez et al. Mutations and common variants in the human arginase 1 (ARG1) gene: impact on patients, diagnostics and protein structure considerations. Hum Mutat. 2018 Aug;39(8):1029-10502 [3] Ex-U.S. license and supply agreement with Immedica to commercialize pegzilarginase in Europe and certain countries in the Middle East (European Economic Area, United Kingdom, Switzerland, Andorra, Monaco, San Marino, Vatican City, Turkey, Saudi Arabia, United Arab Emirates, Qatar, Kuwait, Bahrain and Oman) [4] Castro Pereira DJ et al 2015; Leslie and Nazzal Renal Calculi (Cystinuria, Cystine Stones) (2018) Reference; Rozanski et al, Mil Med (2005); Soucie et al, JM Kidney Int (1994); Claes & Jackson, Pediatr Nephrol (2012) 27, 2031; Chillarón, J. et al. Nat. Rev. Nephrol. 2010, 6, 7, 424-34; Biyani, C.S and Cartledge, J.J. EAU-EBU Update Series, 2006, 4, 175-183; Mattoo, A. and Goldfarb D.S. 2008 Sem. Nephrol, 28, 2, 181-191 [5] Market Authorisation Application (MAA) validated by the European Medicines Agency (EMA) and currently under review; Company in dialogue with the U.S. Food and Drug Administration following Refusal to File Letter

©2022 Aeglea BioTherapeutics. External

aeglea

Program Highlights and Upcoming Milestones

Pegtarviliase in Homocystinuria:

- Completed cohort 2, currently dosing in cohort 3
- Active clinical trial sites in UK, Australia and U.S.
- Interim clinical data from Phase 1/2 clinical trial expected in fourth quarter of 2022, including data from cohort 3

Pegzilarginase in ARG1-D:

- MAA under review with EMA
- Continuing to engage with FDA to identify potential path to BLA resubmission

Corporate:

- Corporate restructuring prioritizes resources and focus on pegtarviliase
- Cost saving measures put in place to extend runway into fourth quarter of 2023
- Search for permanent CEO underway; Jim Kastenmayer appointed interim CEO

©2022 Aeglea BioTherapeutics. External

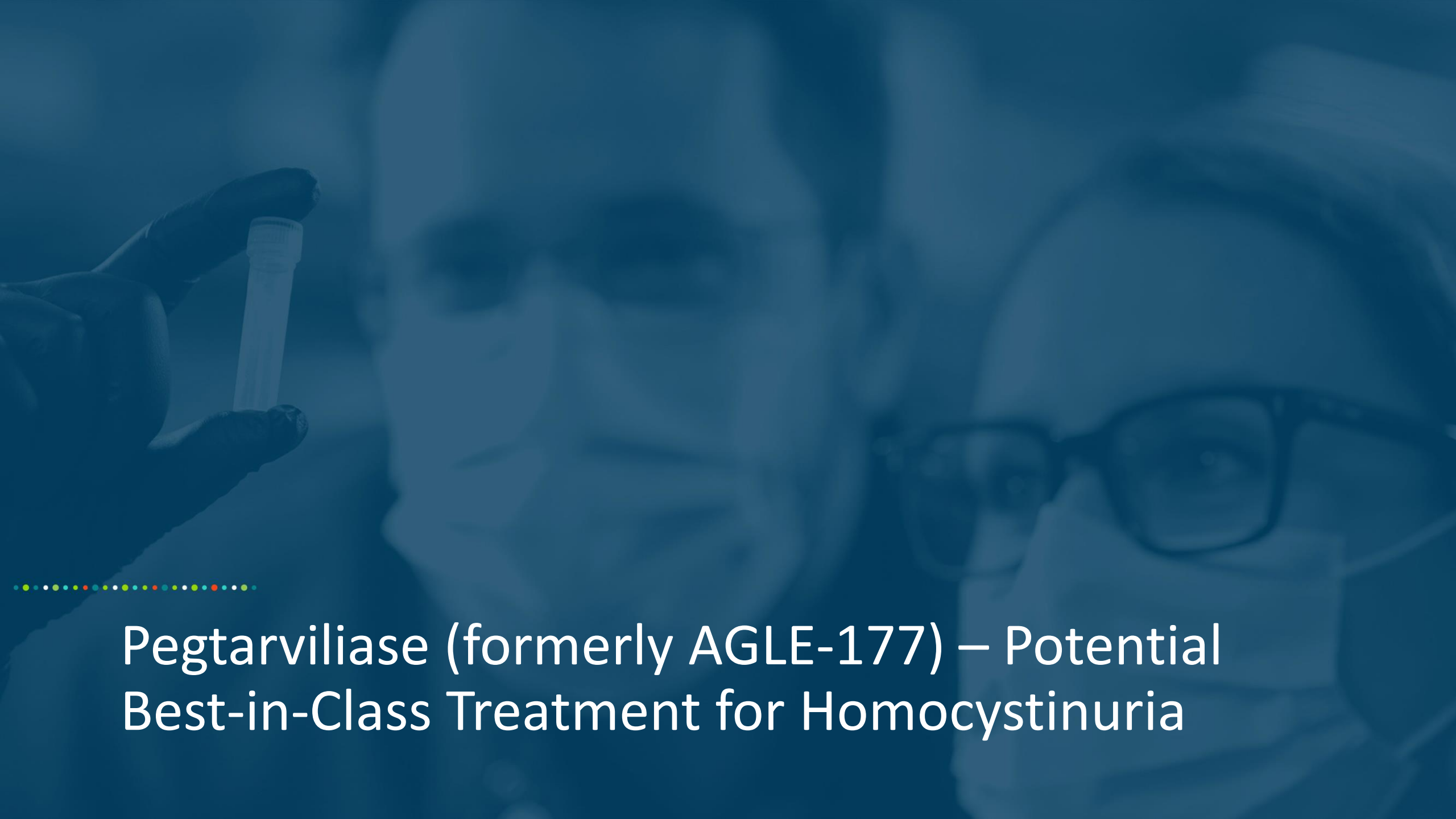

Pegtarviliase (formerly AGLE-177) – Potential Best-in-Class Treatment for Homocystinuria

Classical Homocystinuria: A Rare Metabolic Disorder With Serious and Potentially Deadly Complications

Classical Homocystinuria (HCU)

Cystathionine beta synthase (CBS) deficiency, also known as Classical Homocystinuria, is a serious and progressive metabolic disorder characterized by elevated levels of the amino acid homocysteine.

- There are no approved treatments that address underlying driver of disease – high homocysteine levels
- Uncontrolled levels of homocysteine can lead to sudden catastrophic events, including death
- Manifestations can occur in early childhood and worsen over time

Serious Disease Complications

Eyes
Lens dislocation, glaucoma, severe near-sightedness

Nervous System
Intellectual and developmental delays, behavioral abnormalities, seizures

Vascular
Life-threatening thrombotic events, heart attack, stroke

Skeletal
Long bone (Marfanoid) features, skeletal deformities, osteoporosis

©2022 Aeglea BioTherapeutics. External

Inadequate Treatment Options to Control Homocysteine Levels and Prevent Disease Progression

Current standard of care:

- B6 (pyridoxine)
- Low-methionine diet + amino acid supplements
- Betaine

Favorable competitive & regulatory landscape

- Betaine approved on tHcy lowering alone, despite limited effectiveness
- Small number of treatments currently in clinical development

Current disease management is inadequate with an inability to control total homocysteine (tHcy) levels:

- Limited effectiveness
- Difficulties with adherence
  - Periods of poor control can result in catastrophic thromboembolic events and/or life-long impairments
- Poor tolerability of amino acid supplementation and betaine

Current treatment goals focused on achievable, not optimal:

- Lowering tHcy levels beyond treatment guidelines has potential to further improve outcomes and change the lives of patients
- Strong desire among HCP and patient communities for more efficacious and less burdensome treatments

©2022 Aeglea BioTherapeutics. External

Increased Mortality and High Risk of Severe Complications

Natural History Study of 629 Untreated Classical Homocystinuria Patients

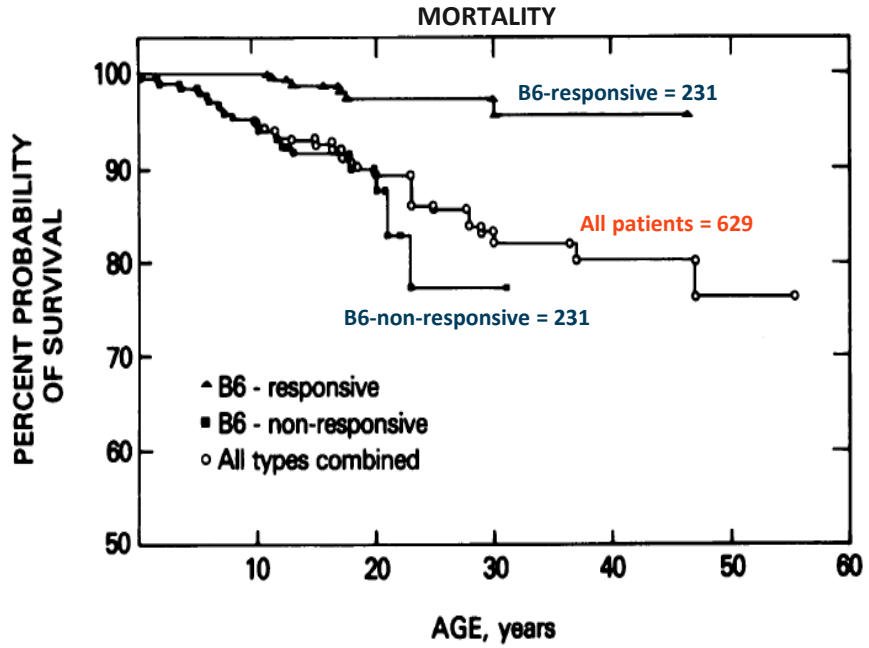

NATURAL HISTORY

	B6-non-responsive	B6-responsive
Elevated levels of homocysteine	⊕ ⊕ ⊕	⊕
Mortality by age 30	23%	4%
Most common cause of death	Thromboembolism	
Lens dislocation in 50%	Age 6	Age 10
Median IQ	56	78
Chance of thrombosis by age 15	27%	12%

Mudd et al, 1985. Kluijtmans et al, Am. J. Hum. Genet. 65,59-67, 1999

©2022 Aeglea BioTherapeutics. CONFEIDNTIAL

Sizeable Patient Population and Significant Commercial Opportunity

>30,000 Classical HCU patients[1]

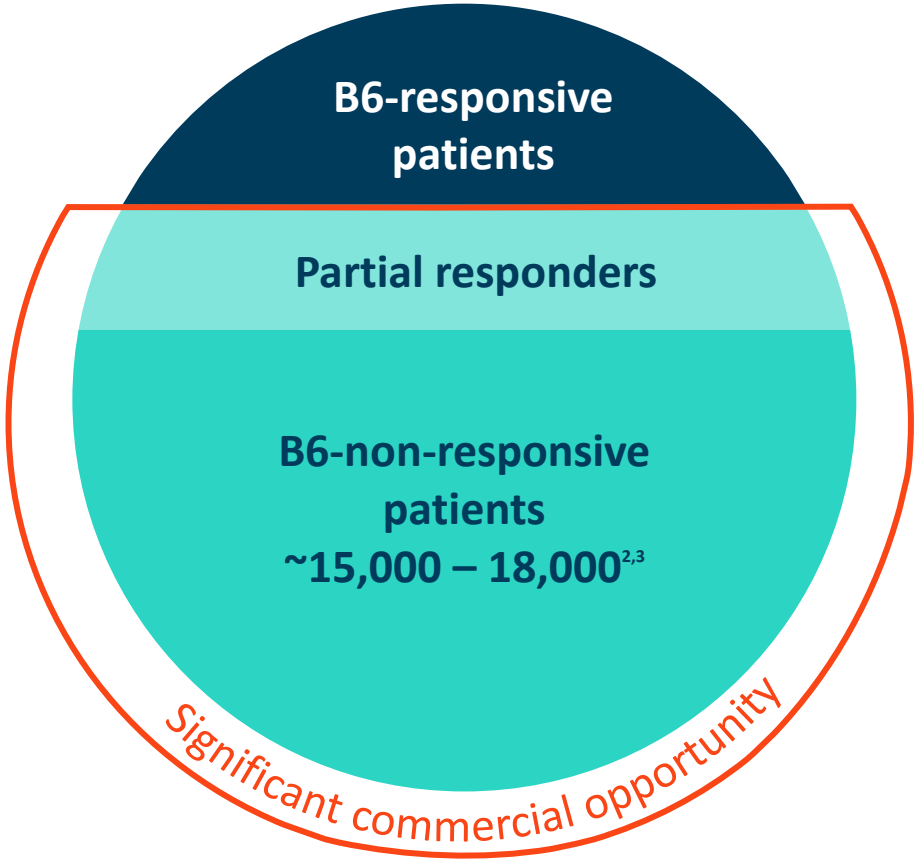

- Currently available treatments work primarily for patients considered B6-responsive
- B6-non-responsive patients and B6-partial responders have poorer tHcy control resulting in more severe disease and significantly worse outcomes[2]
- A large portion of Classical HCU population is in need of more effective treatment options

Significant Opportunity With Estimated 8,000-8,800 Candidates for Therapy in the U.S., UK, and EU4[4]

[1] >30,000 represents estimated prevalence of Classical Homocystinuria (including B6-responsive and B6-non-responsive) in 38 addressable markets. [2] Mudd et al 1985. [3] Kožich et al, 2020. [4] ~8,000-8,800 represents estimated prevalence of B6-non-responsive and partially responsive Homocystinuria patients in the U.S (~4,400) and Germany, France, Spain, Italy (EU4) plus UK (~4,400); tHcy = total homocysteine

©2022 Aeglea BioTherapeutics. External

Pegtarviliase: An Innovative Enzyme Approach to Lowering Homocysteine

Depiction of Normal and Therapeutic Metabolism

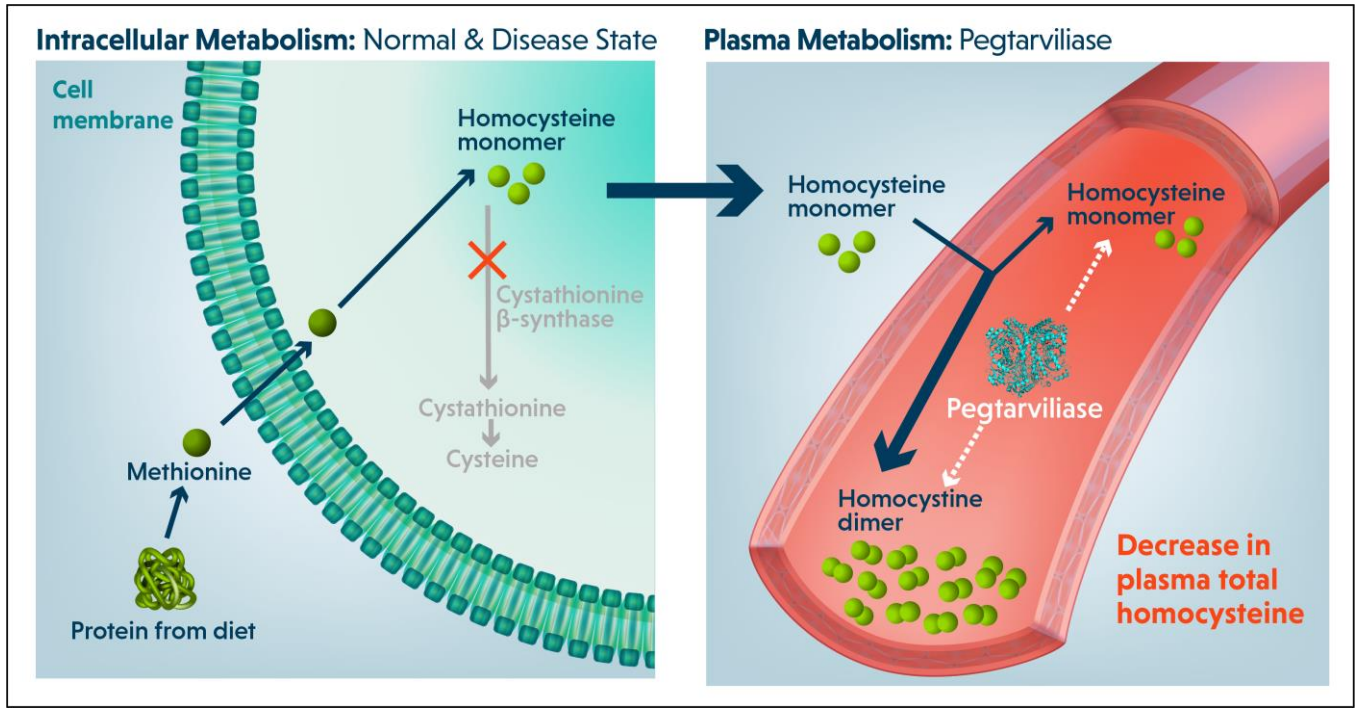

Pegtarviliase Mechanism

Engineered Cystathionine γ-Lyase (CGL) enzyme mutated to change its native substrate specificity from cystathionine to both homocysteine and its dimer

- Concentration gradient drives homocysteine out of tissue and into plasma
- Equilibrium in plasma in preference of dimer
- Further metabolism of both monomer and dimer

Therapeutic Rationale

- Elevated levels of plasma homocysteine increase risk for disease manifestations[1]
- Reduction of plasma homocysteine has been correlated with reduced risk of developing disease manifestations[2]
- Generally accepted aim of treatment is to lower the plasma homocysteine concentration below certain thresholds while maintaining normal nutrition

[1]Mudd, Skovby et al. 1985, Al-Dewik, Ali et al. 2019; [2]Mudd, Skovby et al. 1985, Wilcken and Wilcken 1997, Yap and Naughten 1998

©2022 Aeglea BioTherapeutics. External

Pegtarviliase Treatment Resulted in Dose-Dependent Response and Statistically Significant Lowering of Homocysteine in Mouse Model

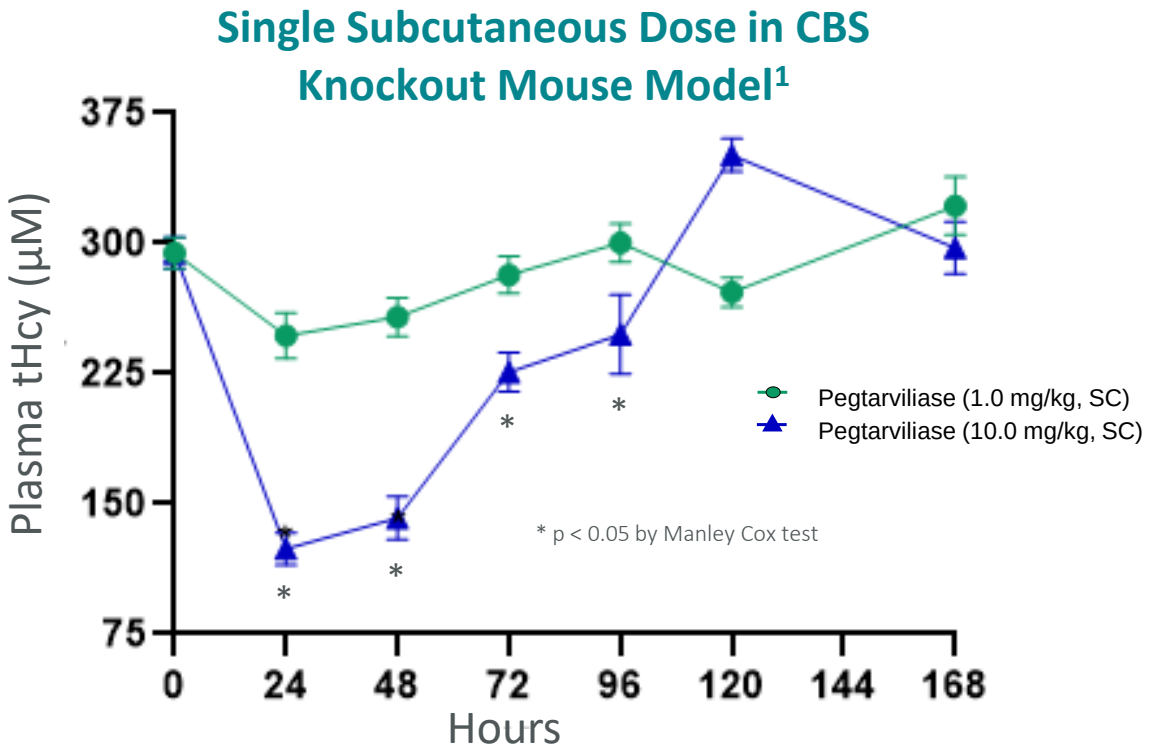

Experimental Design:

- 10-day old CBS knockout mice were dosed with pegtarviliase twice per week for 5 weeks to ensure they were of a sufficient size
- Prior to a single SC dose of pegtarviliase, there was a two-week wash out
- To ensure accurate tHcy assessment, an inhibitor of pegtarviliase was used in the collection tube to block metabolism of tHcy during sample processing[2]

[1] Daige C. et al. Poster presented at ASHG 2020 Virtual Meeting. [2] Thornloe K. et al. Poster presented at ACMG 2022 Meeting' tHcy = total homocysteine; SC = subcutaneous

©2022 Aeglea BioTherapeutics. External

Pegtarviliase Treatment Improved Pathologies and Corrects Disease Manifestations in a Mouse Model of Homocystinuria

Reversal of Severe Liver Abnormalities in CBS Knockout Mouse Model[1]

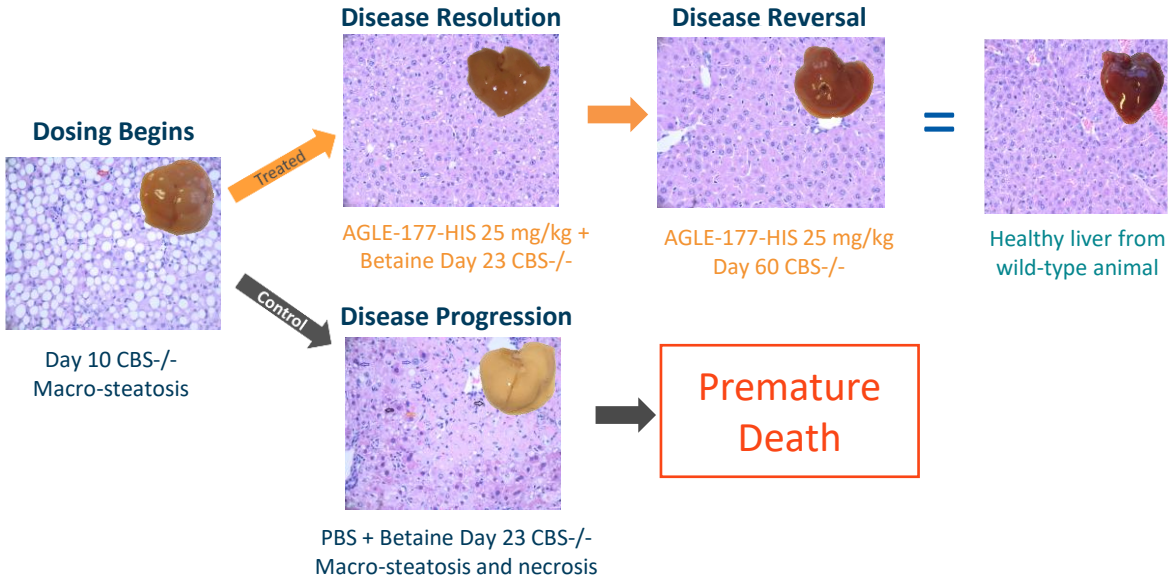

Reductions in total plasma homocysteine leads to improvements in disease-related abnormalities

Beneficial Impact on Osteoporosis[2]

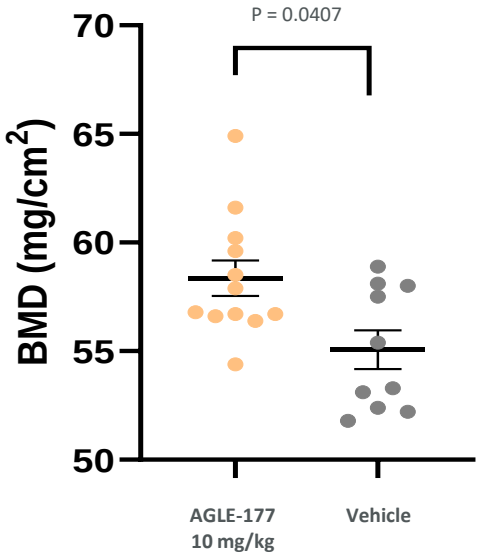

Increased bone mineral density (BMD) in preclinical model of Homocystinuria with multiple doses

[1] Daige C. et al. Poster presented at ASHG 2018; [2] Daige C. et al. Poster presented at ASHG 2020 Virtual Meeting, CBS -/- mice were dosed SC BIW with AGLE-177 starting at D10 through Day 169 were evaluated for bone mineral density (BMD) by dual-energy X-ray absorptiometry; AGLE-177-HIS = AGLE-177/pegtarviliase modified to include a polyhistidine tag; CBS -/- = CBS knockout mouse model

©2022 Aeglea BioTherapeutics. External

Preclinical Data Support Potential Advantages of Pegtarviliase

Pegtarviliase demonstrated significant survival benefit at substantially lower dose than competitor enzyme

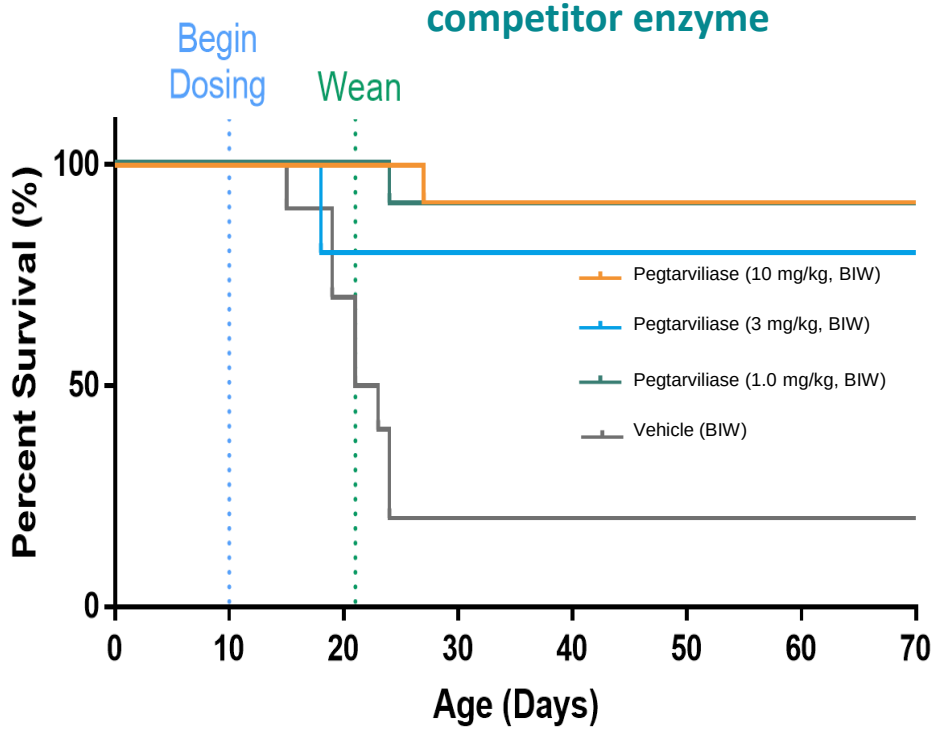

- Twice weekly (BIW) subcutaneous doses pegtarviliase in CBS knockout mouse model[1,3]
- Significant survival benefit with pegtarviliase at total weekly dose of 2 mg/kg compared to a total weekly dose of 22.5 mg/kg reported for a competitor enzyme[2]

Pegtarviliase demonstrated pharmacological effect on homocysteine levels in normal animals that is not seen with competitor enzyme

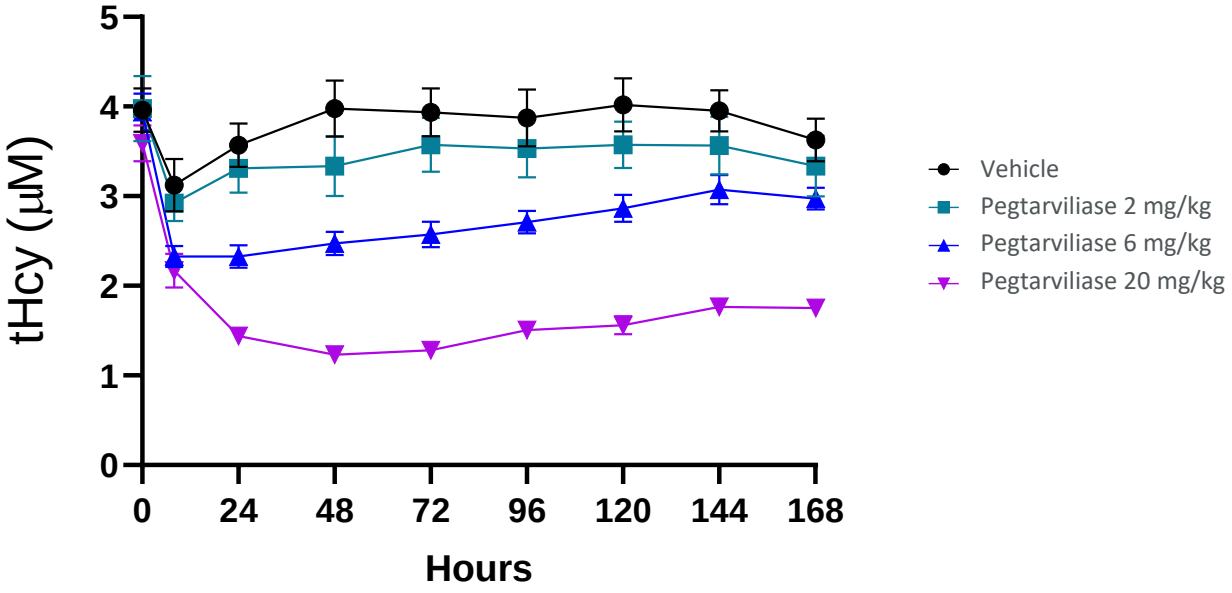

- Substantial decreases in homocysteine after single subcutaneous dose in toxicology studies with cynos (above) and rats (data not shown)
- Pharmacological effect in normal animals dosed with pegtarviliase differentiated from reported data for a competitor enzyme[2]

©2022 Aeglea BioTherapeutics. External

[1] Daige C. et al. Poster presented at ASHG 2020 Virtual Meeting. [2] Majtan T. et al., Life Sci. 2018; May 1;200:15-25. [3] Mice were maintained on betaine until weaning; tHcy = total homocysteine

Phase 1/2 Clinical Trial to Generate Proof-of-Concept and Path to Pivotal Trial

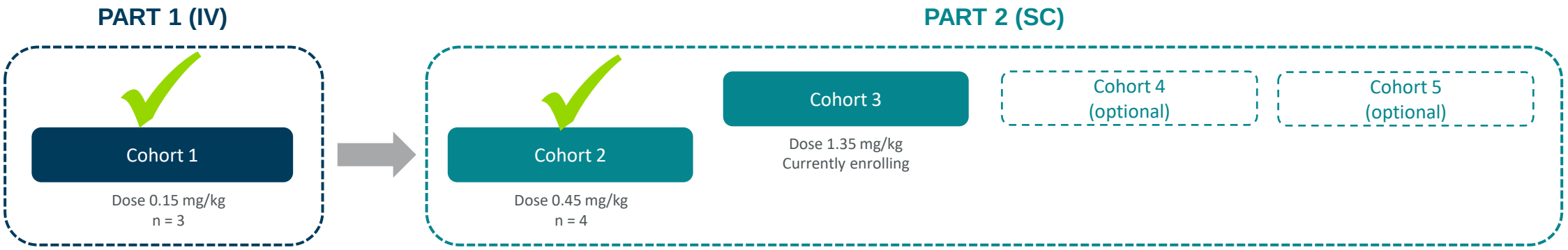

Endpoints & Design

- Safety and tolerability
- PK
- Reduction in plasma homocysteine levels
- 4 once weekly doses

Key Inclusion Criteria

- Classical HCU diagnosis
- Plasma homocysteine >80 µM
- ≥12 years of age (≥18 years of age in U.S.)

Interim Clinical Data Expected in Q4 2022, Including Data From Cohort 3

IV = intravenous; SC = subcutaneous

©2022 Aeglea BioTherapeutics. External

Pegtarviliase: a Potential Best-in-Class Treatment for Classical Homocystinuria

Preclinical

- Demonstrated significant survival benefit in CBS -/- mice at low total weekly doses
- Reduced homocysteine levels in CBS -/- mice with single and twice weekly dosing
- Demonstrated potency to reduce homocysteine from normal levels in normal rats and cynos
- Pharmacological effects and no significant findings in chronic toxicology studies

Clinical

- Showed total homocysteine reduction with no safety concerns at 0.15 mg/kg once weekly in Phase 1/2 trial
- Data suggests once weekly dose schedule
- Toxicology study and initial safety results indicate a large dosing window
- Stable, high-concentration liquid formulation allows for delivery in single dose

©2022 Aeglea BioTherapeutics. External

Pegtarviliase: Preparing to Move Rapidly into Pivotal Trial

Phase 3 Trial Design

- Discuss interim data with FDA
- Align on pivotal trial design and endpoints

Regulatory Designations

- U.S. Orphan Drug
- EU Orphan Drug
- U.S. Rare Pediatric Disease (PRV eligible)

CMC

- Registration manufacturing campaign in process
- Currently manufacturing at commercial scale
- Product characterization and analytical methods in place
- Stable, high-concentration liquid formulation with real-time and stressed conditions stability data

Interim Phase 1/2 Clinical Data Expected in 4Q 2022 and Well-Positioned to Advance into Potential Pivotal Study

©2022 Aeglea BioTherapeutics. External

Pegzilarginase for Arginase 1 Deficiency

Arginase 1 Deficiency (ARG1-D) Disease Overview

ARG1-D is a serious, progressive disease with early mortality and high unmet medical need. It is caused by a mutation in the arginase 1 enzyme, resulting in persistently high levels of arginine.

Current Standard of Care

- Focused on lowering plasma arginine levels and controlling hyperammonemia with:
  - Severe dietary protein restriction
  - Amino acid supplementation
  - Ammonia scavengers
- Ineffective at controlling plasma arginine levels

Significant Unmet Need

- High arginine levels
- Severe and progressive disease with early mortality
- Easily diagnosed but often missed due to lack of awareness
- No approved therapies to address high arginine levels

The Progressive Impact of Persistently High Plasma Arginine[1-4]



Infancy[2-4,7,8]

- Initial 6-12 months may be uneventful
- May present with seizures, episodes of hyperammonemia: irritability, feeding difficulties, poor appetite, nausea/vomiting, decreased alertness

Toddlerhood (2-4 years)[2,3,7-9]

- Spasticity in lower limbs (toe walking)
- Seizures, avoidance of protein is common and intellectual disability

Childhood (5-10 years)[2,3,5,6,9]

- Progressive spasticity and growth impairment
- Declining neuromotor and intellectual capabilities
  - Increasing dependence on walking aids
  - Loss of mobility
  - Decrease/loss of vocabulary/language

Adolescence (11-17 years)[2,3,5,10]

- Potential loss of ambulation and bowel/bladder control
- Severe intellectual disability

Adulthood (18+ years)[2,3,11,12]

- Continued decline with increasing disability that may result in early mortality

[1] Diez-Fernandez C, et al. Hum Mutat. 2018;39:1029-1050. [2] Carvalho DR, et al. Pediatr Neurol. 2012;46:369-374. [3] Crombez EA, Cederbaum SD. Mol Genet Metab. 2005;84:243-251. [4] De Deyn PP, et al. Hyperargininemia: a treatable inborn error of metabolism. In: Guanidino Compounds in Biology and Medicine. London, UK: John Libbey Company Ltd.; 1997:53-69. [5] Prasad A, et al. J Child Neurol. 1997;12:301-309. [6] Amayreh W, et al. Dev Med Child Neurol. 2014;56:1021-1024. [7] Scaglia F, Lee B. Am J Med Genet C Semin Med Genet. 2006;142C:113-120. [8] Sin YY, et al. J Mol Med (Berl). 2015;93:1287-1296. [9] Cai X, et al. Medicine (Baltimore). 2018;97:e9880. [10] Schlune A, et al. J. Amino Acids. 2015;47:1751-1762. [11] Sun A, et al. Arginase deficiency. In: Adam MP, et al, eds. GeneReviews®. Seattle, WA: University of Washington, Seattle; 2020. [12] Diaz GA, et al. Poster presented at: 13th European Paediatric Neurology Society (EPNS) Congress; September 17-21, 2019; Athens, Greece. Poster P06-34.

©2022 Aeglea BioTherapeutics. External

Pegzilarginase Program Overview

Pegzilarginase is a novel recombinant human enzyme engineered to lower arginine levels

Commercial Opportunity

- >2,500 patients in global addressable markets[1]
- High unmet medical need
- No approved therapies to address high arginine levels

Regulatory Designations

- U.S. Rare Pediatric Disease (PRV eligible)
- Breakthrough Therapy
- U.S. Orphan Drug
- EU Orphan Drug

Ongoing Discussions with FDA on Potential Paths to BLA Resubmission

First Clinical Program Ever Conducted in ARG1-D

PEACE Phase 3 Clinical Trial

- First placebo-controlled trial ever conducted in ARG1-D
  - Pegzilarginase reduced arginine levels by 76.7%, normalized arginine levels in 90.5% of patients
  - Positive trend in mobility measure
  - Well-tolerated
- 31 patients enrolled in long-term extension study

Phase 1/2 and Open-Label Extension Trials

- 13 patients remain on therapy, duration from 2-4 years
- Arginine lowering was rapid and durable
- Improvements in functional measures sustained over time

[1] Catsburg C et al 2022

©2022 Aeglea BioTherapeutics. External

PEACE Phase 3 Trial: Marked and Sustained Reduction in Plasma Arginine

Primary Endpoint: Reduction in Plasma Arginine*

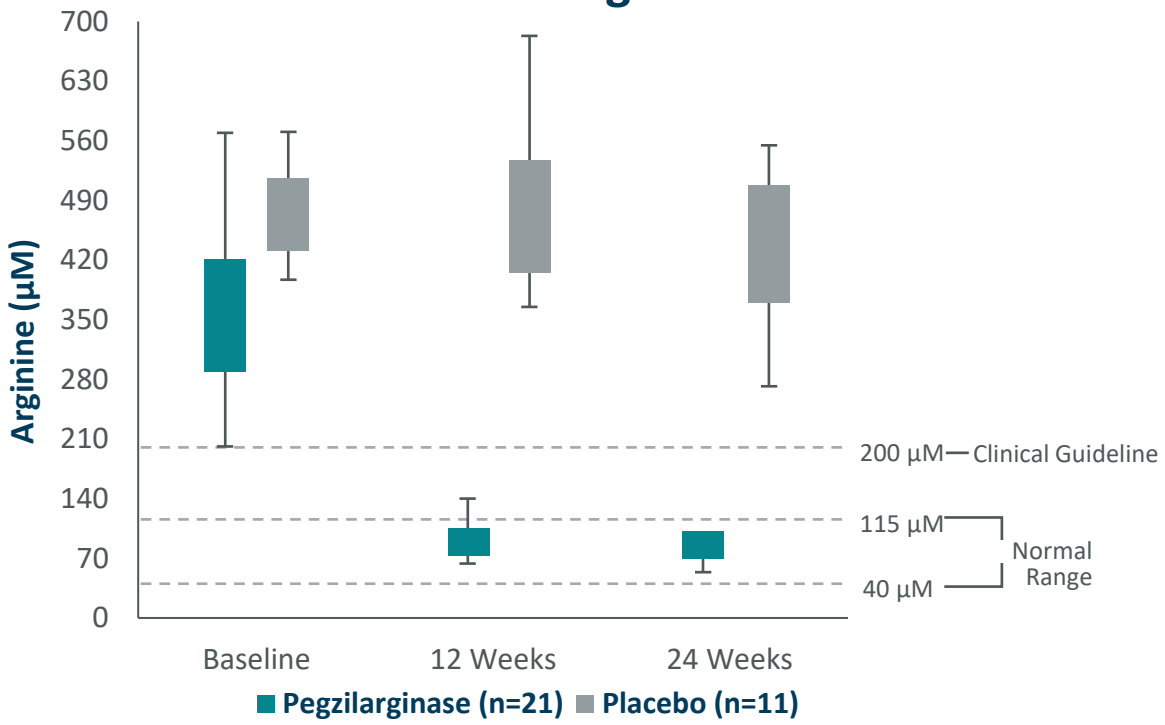

Proportion of Patients Reaching Normal Arginine Levels (p<0.0001†)

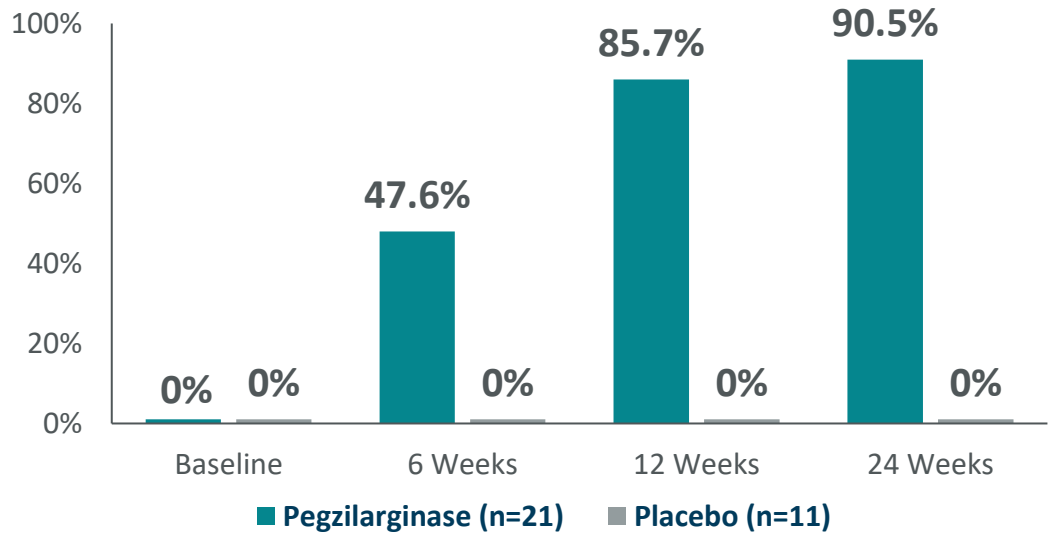

Primary Endpoint Met – 24 Week Analysis

- **76.7% reduction from baseline in mean plasma arginine with pegzilarginase treatment compared to placebo (p<0.0001)‡**

©2022 Aeglea BioTherapeutics. External

Enns G, et al. Poster presented at SIMD 2022 Annual Meeting; *Based on arithmetic mean of values from visit and preceding 3 visits, boxes represent middle 50% with error bars depicting 95% confidence interval; ‡ Statistical analysis based on geometric mean; †Nominal p value, based on arithmetic mean of values from visit and preceding 3 visits

PEACE Phase 3 Trial: Mobility Assessed by GMFM-E and 2MWT

Mean Change from Baseline in GMFM-E

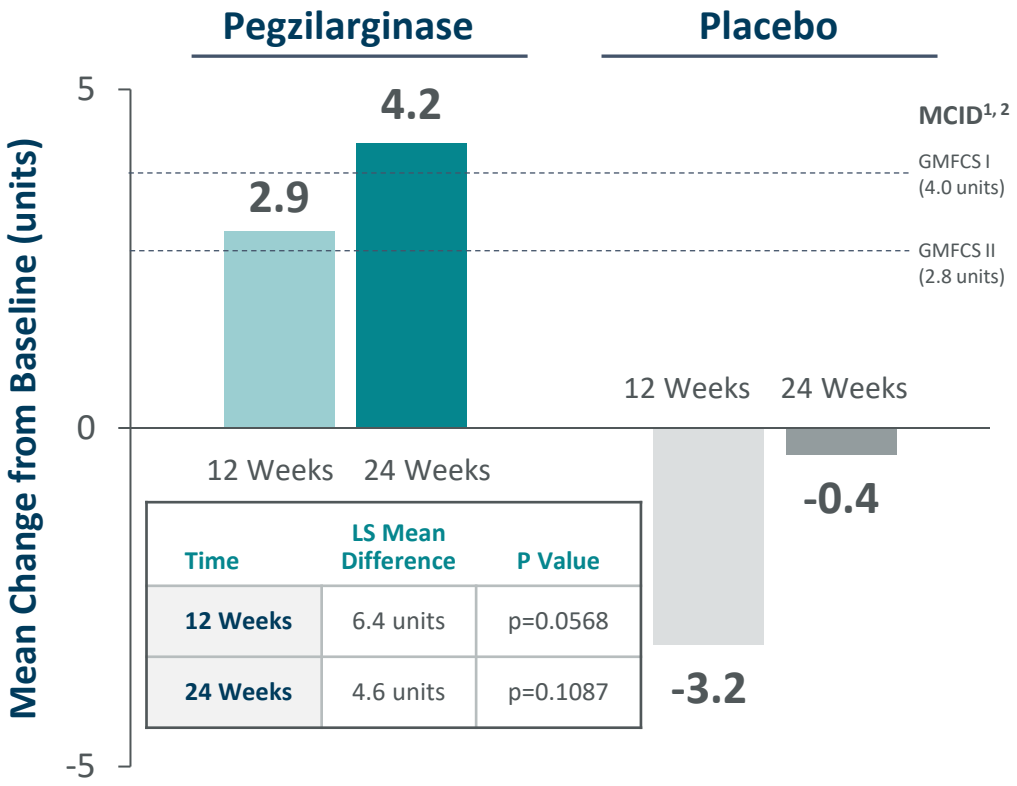

Time	LS Mean Difference	P Value
12 Weeks	6.4 units	p=0.0568
24 Weeks	4.6 units	p=0.1087

Mean Change from Baseline in 2MWT

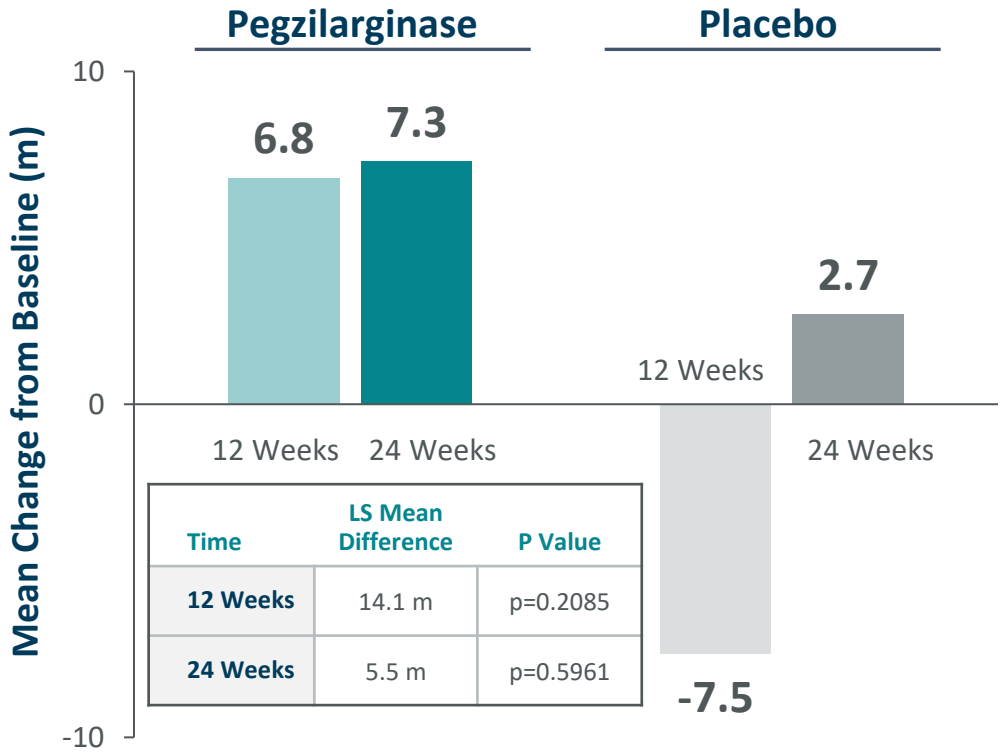

Time	LS Mean Difference	P Value
12 Weeks	14.1 m	p=0.2085
24 Weeks	5.5 m	p=0.5961

Positive Trend in GMFM-E in Placebo-Controlled Study Suggests Potential Improvement in Mobility

©2022 Aeglea BioTherapeutics. External

Enns G, et al. Poster presented at SIMD 2022 Annual Meeting; [1] MCID is minimal clinically important difference defined in Cerebral Palsy population. [2]Oeffinger D et al 2008; GMFM-E = Gross Motor Function Measure Part E; 2MWT = 2-minute walk test; GMFCS = Gross Motor Function Classification System ; LS = least squares

PEACE Phase 3 Patient-Level Outcomes: Impact of Pegzilarginase Across Efficacy Endpoints

GMFCS Level I-III Patients



Met criteria for clinical improvement or normalized pArg

Did not meet criteria for improvement or worsening

Met criteria for clinical worsening or pArg >200 µmol/L

Data not available

- In a patient-level analysis clinically important differences between treatment arms were evident for both arginine normalization and clinical responses
  - 16 of 17 pegzilarginase treated patients normalized arginine levels compared to NO patients receiving placebo
  - Clinical response criteria for ≥1 assessment were met by 11 of 17 patients receiving pegzilarginase compared with 4 of 9 patients receiving placebo
  - 8 of 17 pegzilarginase treated patients met clinical response criteria on ≥2 outcomes
  - With placebo, NO patient met clinical response criteria on ≥2 clinical assessments

Individual Outcomes for Evaluable Patients Show Impact Across Arginine Levels and Mobility, Providing Further Evidence of Efficacy

©2022 Aeglea BioTherapeutics. External

Enns G, et al. Poster presented at SIMD 2022 Annual Meeting; Patient-level outcomes analysis conducted on GMFCS Level I-III patients (pegzilarginase, n=17, placebo, n=9)

PEACE Phase 3: Pegzilarginase Safety Profile

Adverse Events, n (%)	Pegzilarginase (n=21)	Placebo (n=11)
Any treatment-emergent AE	18 (85.7)	11 (100.0)
AEs leading to discontinuation	0	0
AEs of special interest		
Hypersensitivity reaction	2 (9.5)	0
Hyperammonemic episodes	3 (14.3)	4 (36.4)
Serious AEs*	4 (19.0)	4 (36.4)
AEs with incidence ≥15%		
Vomiting	6 (28.6)	3 (27.2)
Cough	4 (19.0)	1 (9.1)
Pyrexia	4 (19.0)	0
Ammonia increased	3 (14.3)	2 (18.2)
Hyperammonemia	2 (9.5)	3 (27.3)
Nausea	1 (4.8)	4 (36.4)
Abdominal pain	1 (4.8)	3 (27.3)
Decreased appetite	0	2 (18.2)

- No discontinuations due to treatment-emergent adverse events
- Most treatment-emergent adverse events were mild or moderate in severity
- Hypersensitivity reactions were mild/moderate, infrequent and managed with routine medical care
- Serious adverse events included hyperammonemia and vomiting (1 patient)

Pegzilarginase was Well-Tolerated with No Discontinuations in Pivotal Study Due to Adverse Events

AE = Adverse Event; *Serious AEs were hyperammonemia/hyperammonemia-related events and vomiting

©2022 Aeglea BioTherapeutics. External

Enns G, et al. Poster presented at SIMD 2022 Annual Meeting;

Regulatory and Program Update

U.S. Regulatory Status

Refusal to File (RTF) Received for BLA

- Items included in RTF
  - CMC: Readily addressable items related to stability quality and sterilization
  - Clinical: Request for additional data to support effectiveness, such as plasma arginine reduction predicts clinical benefit or clinical data showing clinically meaningful outcomes
- Continuing to engage with FDA to identify potential paths towards BLA resubmission

Next Steps

MAA Filing Under Review with EMA as of August 2022

- MAA filings typically have ~1 year review timeline
- Manufacturing in place to support commercialization in Europe and Middle East

Ongoing Discussions with Potential ROW Partners

- Latin America remains a significant commercial opportunity
- EU authorization, if granted, can be used to enable access in many other countries

Cost Reduction Activities Underway

- Current clinical trial patients will continue to receive treatment

©2022 Aeglea BioTherapeutics. External



Human Enzyme Engineering Platform

Cystinuria Overview

Cystinuria:

Cystinuria is a metabolic disorder characterized by high levels of amino acid cystine in the urine, leading to the formation of stones in the kidney, ureter and bladder. Persistent stones can result in serious damage to the kidneys, causing an increased risk of hypertension and chronic kidney failure.

Addressable Market:

Estimated prevalence rate 1:15,000

Based on literature

>10,000

Patients in addressable markets

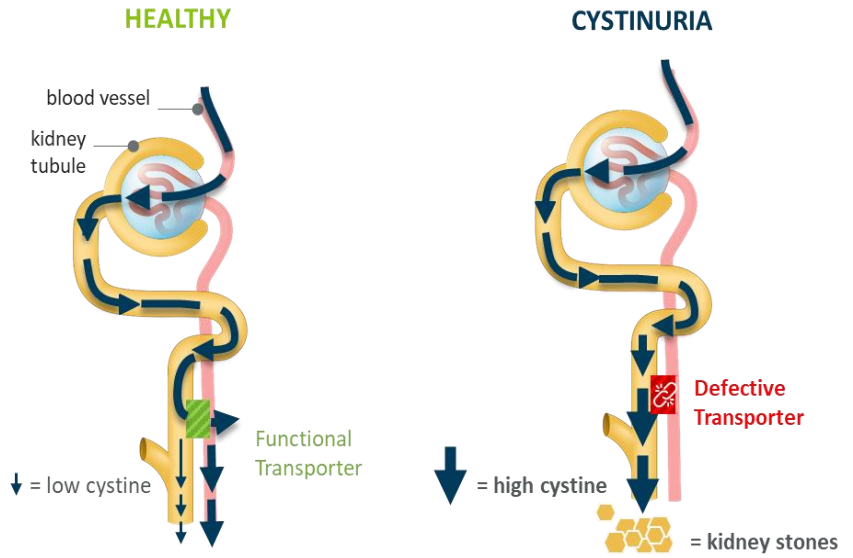

Low cystine in urine	High cystine in urine → cystine precipitates → stone formation
Healthy	Severe pain, surgical interventions, kidney failure

Biyani and Cartledge EAU-EBU Update Series 4 (2006) 175-183, Leslie and Nazzal Renal Calculi (Cystinuria, Cystine Stones) (2018)

©2022 Aeglea BioTherapeutics. External

AGLE-325 Preclinical Advancement

INNOVATIVE ENZYME APPROACH

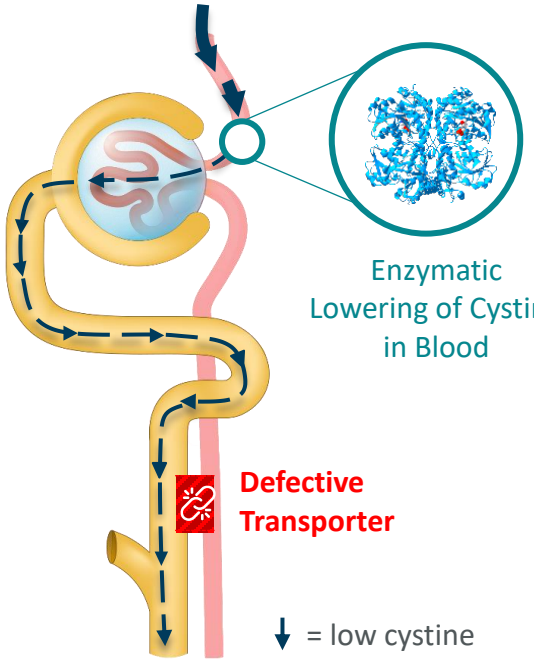

Enzymatic reduction of plasma cystine should lower urine cystine and reduce cystine stone formation

New candidate advanced through lead optimization with preclinical efficacy and PK/PD profile which support attractive clinical dosing schedule

µCT Kidney Stone Volume[1]

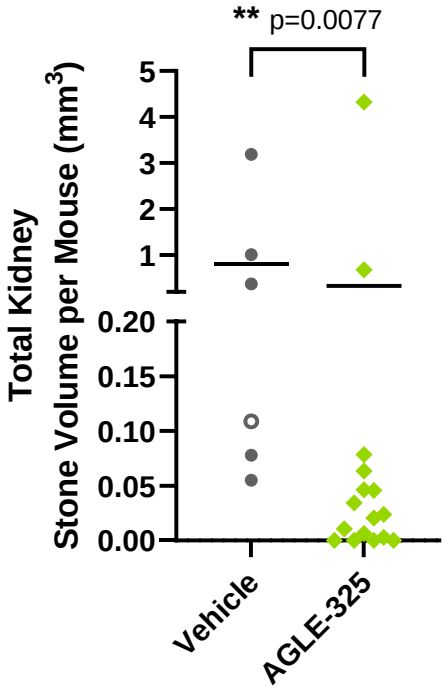

Kidney Pathology[1]

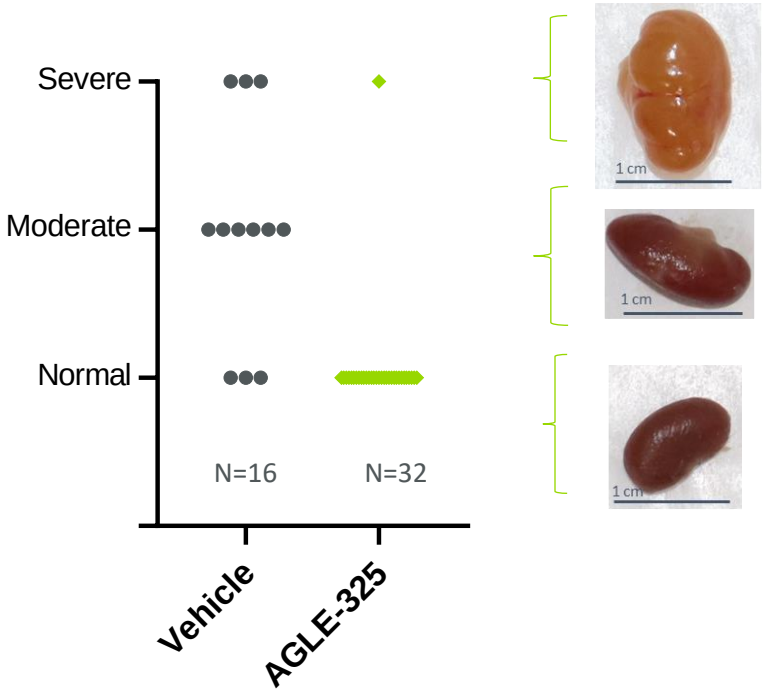

©2022 Aeglea BioTherapeutics. External

[1] Experiments performed using a clinically relevant dose range; PK = pharmacokinetics; PD = pharmacodynamics

Leveraging Aeglea's Next Generation Human Enzyme Platform: Undisclosed Rare Disease Indication

Therapeutic Approach	**Pegylated enhanced human enzyme** • Enzymatic control of high levels of a metabolite considered important in disease pathogenesis
Unmet Medical Need	• Very high - no effective therapy • Early mortality and serious complications with continued disease progression
Patient Population (Addressable Markets)	• **>5,000** patients
Diagnosis	• Plasma metabolite levels and mutation analysis

PROOF OF CONCEPT

Vehicle Control



Therapeutic Enzyme



- High activity human pegylated investigational enzyme
- Degrades key accumulating metabolite
- Results in restorative phenotypic improvements in genetically engineered mouse model

©2022 Aeglea BioTherapeutics. External

Summary

Program Highlights and Upcoming Milestones

Pegtarviliase in Homocystinuria:

- Completed cohort 2, currently dosing in cohort 3
- Active clinical trial sites in UK, Australia and U.S.
- Interim clinical data from Phase 1/2 clinical trial expected in fourth quarter of 2022, including data from cohort 3

Pegzilarginase in ARG1-D:

- MAA under review with EMA
- Continuing to engage with FDA to identify potential path to BLA resubmission

Corporate:

- Corporate restructuring prioritizes resources and focus on pegtarviliase
- Cost saving measures put in place to extend runway into fourth quarter of 2023
- Search for permanent CEO underway; Jim Kastenmayer appointed interim CEO

©2022 Aeglea BioTherapeutics. External

Financial Summary

"Non-GAAP" cash, cash equivalents and marketable securities as of June 30, 2022: $90.4[1] million (no debt)

As of June 30, 2022, 94.2 million[2] common shares and pre-funded warrants outstanding

$ Millions	Three Months ended 6/30/22	Six Months Ended 6/30/22
Revenue	$0.6	2.0
R&D Expense	$15.4	$32.4
G&A Expense	$7.7	$16.5
Net Loss	$22.3	$46.8

Expected funding runway: into fourth quarter of 2023

[1] Includes $1.8mm of restricted cash. [2]Includes 61.2 million common shares outstanding and 33.0 million pre-funded warrants.

©2022 Aeglea BioTherapeutics. External



805 Las Cimas Parkway Suite 100 Austin, TX 78746 aeglea.com

PEACE Baseline Demographics

Demographic Characteristic	Pegzilarginase n=21	Placebo n=11	Overall N=32
Age at Enrollment, y			
Mean (SD)	9.6 (6.16)	12.9 (6.77)	10.7 (6.47)
Range	2-28	5-29	2-29
Age Category, n (%)			
2y to less than 6y	5 (23.8)	1 (9.1)	6 (18.8)
6y to less than 12y	8 (38.1)	4 (36.4)	12 (37.5)
12y to less than 18y	7 (33.3)	4 (36.3)	11 (34.4)
18y or older	1 (4.8)	2 (18.2)	3 (9.4)
Sex, n (%)			
Male	12 (57.1)	7 (63.6)	19 (59.4)
Female	9 (42.9)	4 (36.4)	13 (40.6)
Region, n (%)			
U.S.	8 (38.1)	6 (54.5)	14 (43.8)
Ex-U.S.	13 (61.9)	5 (45.5)	18 (56.3)

©2022 Aeglea BioTherapeutics. External

PEACE Baseline Clinical Characteristics

Clinical Characteristic	Pegzilarginase n=21	Placebo n=11	Overall N=32
Plasma Arginine, µM/L			
Mean* (SD)	365.4 (93.7)	471.7 (79.9)	402.0 (101.8)
Median (range)	368.2 (202-572)	483.7 (294-573)	398.2 (202-573)
GMFCS level, n (%)			
1	9 (42.9)	5 (45.5)	14 (43.8)
≥2	12 (57.1)	6 (54.5)	18 (56.2)
GMFM-E			
Mean (SD)	48.3 (19.9)	46.5 (24.6)	47.7 (21.5)
Median (range)	53 (5-71)	56 (0-72)	54 (0-72)
2MWT			
Mean (SD)	109 (55.7)	99.9 (49.0)	105.8 (52.8)
Median (range)	122 (2-202)	102 (0-171)	118 (0-202)

*Based on arithmetic mean

©2022 Aeglea BioTherapeutics. External

Pegzilarginase Significantly and Sustainably Reduces Plasma Arginine Levels in Phase 1/2 & OLE

Plasma Arginine in Response to Pegzilarginase in Phase 1/2 & OLE Studies

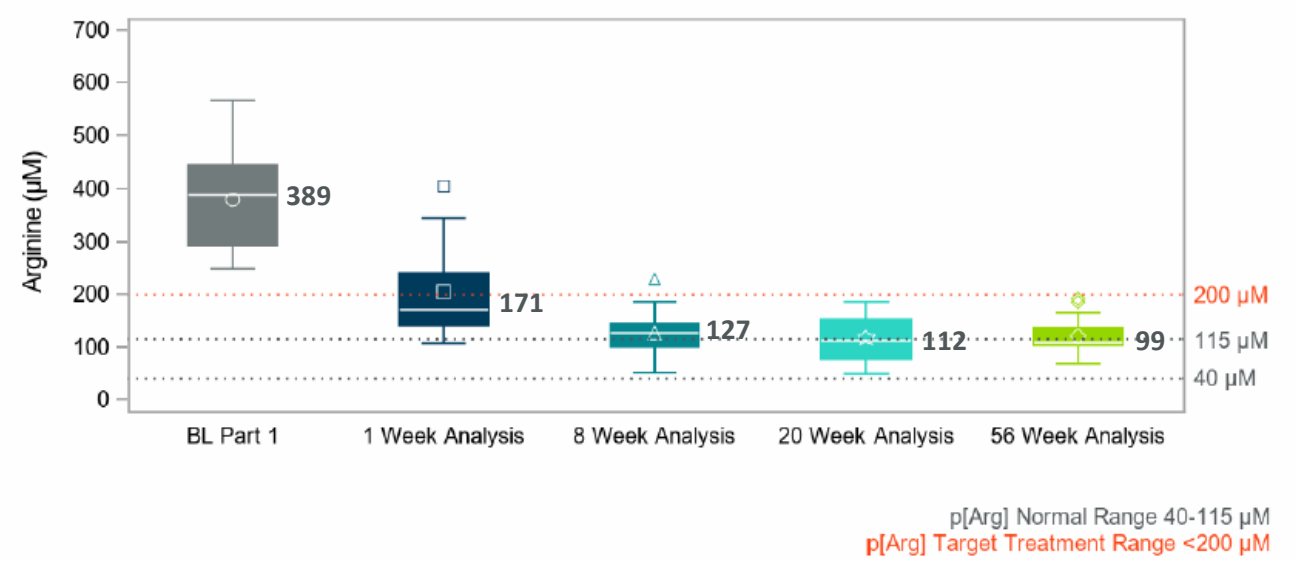

Baseline:

- Baseline plasma arginine on standard disease management was markedly elevated

20 Week Analysis[1]:

- Median plasma arginine was 112µM
- Median plasma arginine reduction was 277µM

56 Week Analysis[2]:

- Median plasma arginine was 99µM
- 10/13 patients achieved plasma arginine within the normal range (40-115µM)
- **13/13 patients achieved plasma arginine within the target range (<200µM)**

OLE – Open-label extension

[1] Diaz, GA, et al, J Inherit Metab Dis. 2021;44:847-856; [2] Diaz, GA et al, Presented at 2020 European Academy of Neurology Annual Meeting

©2022 Aeglea BioTherapeutics. External

Mobility Assessments Capture Potential Clinical Benefit of Pegzilarginase in Phase 1/2 Trial & OLE

Change from Baseline at 56 Week Analysis[1]

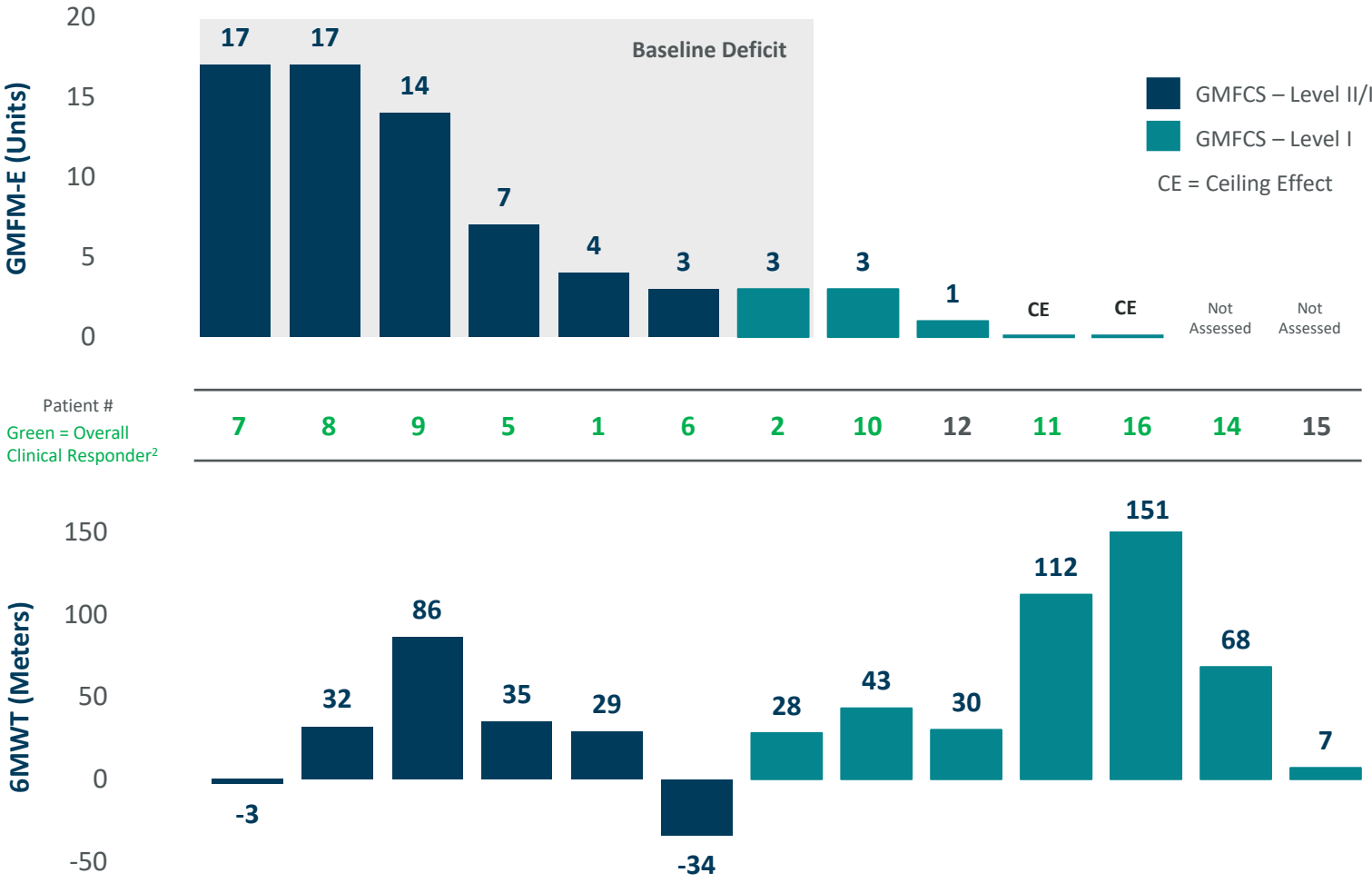

Continuous Analysis
Mean Change from Baseline

Endpoint		Analysis	
		20 weeks	56 weeks
GMFM-E	Overall	5 units	6 units
	Baseline Deficit	8 units	9 units
6MWT	Overall	32 m	45 m

Categorical Responder Analysis[2]

20 Week Analysis:
11/14 (79%)

56 Week Analysis:
11/13 (85%)

©2022 Aeglea BioTherapeutics. External

[1]Adapted from Diaz, GA et al, Presented at 2020 European Academy of Neurology Annual Meeting; [2]Clinical Responder defined by achievement of a clinically meaningful response in one or more of three mobility assessments; GMFCS = Gross Motor Function Classification System; OLE = open-label extension; GMFM-E = Gross Motor Function Part E; 6MWT = 6-minute walk test

Improvements in Mobility Measures Sustained Over Time in Phase 1/2 and OLE

Mean Change from Baseline in GMFM-E

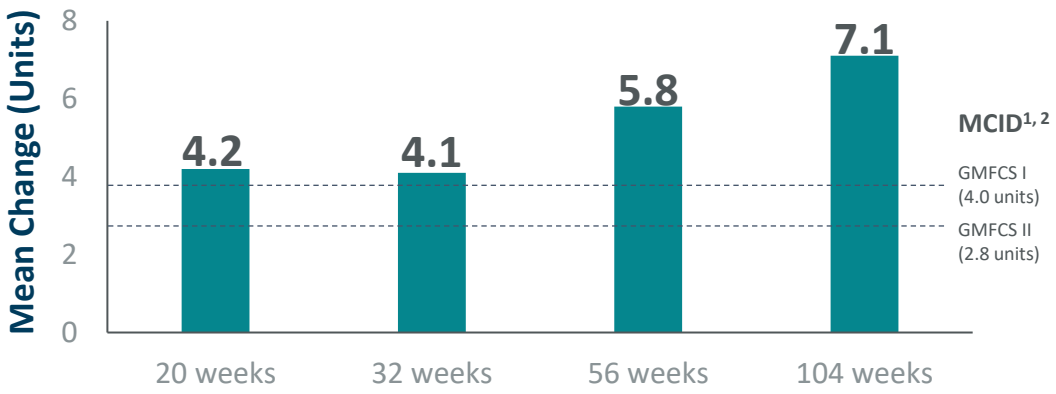

Mean Change from Baseline in 6MWT

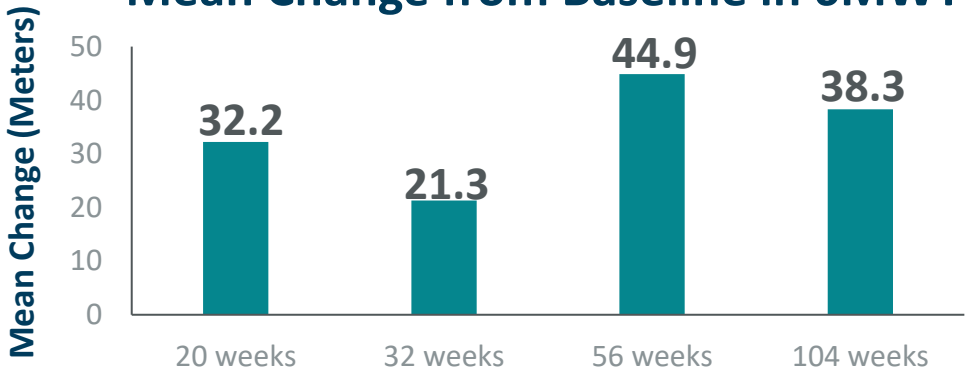

Endpoint	Change from Baseline for Phase 1/2 & OLE Studies[3]			
	20-week analysis (N=13)	32-week analysis (N=13)	56-week analysis (N=13)	104-week analysis (N=9)[4]
GMFM-E	4.2 units	4.1 units	5.8 units	7.1 units
6MWT	32.2 m	21.3 m	44.9 m	38.3 m

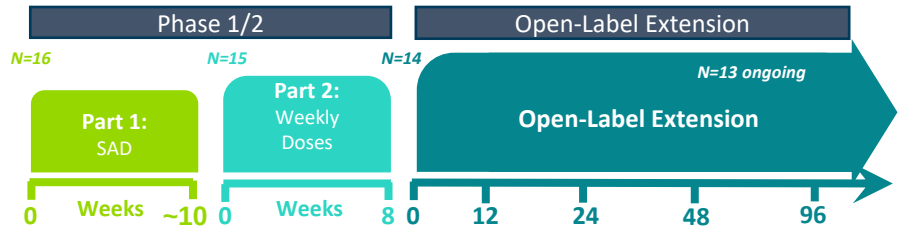

[1] MCID is minimal clinically important difference defined in Cerebral Palsy population. [2]Oeffinger D et al 2008; [3] Analysis weeks are calculated by adding the 8 weeks from Part 2 of the Phase 1/2 study to the weeks of treatment in the open-label extension (OLE) study (e.g., 8 weeks of Part 2 + 12 weeks of OLE is the 20-week analysis), baseline values were taken at Part 1 of the study; [4] 13 patients remain in the OLE study, 9 of 13 patients had 96-week mobility assessments conducted; GMFM-E = Gross Motor Function Measure Part E; 6MWT = 6-minute walk test; GMFCS = Gross Motor Function Classification System; SAD = single ascending dose

©2022 Aeglea BioTherapeutics. External

Measuring the Functional Impact of Spasticity in ARG1-D

Classification of Mobility:

Gross Motor Function Classification System (GMFCS)

Overall description of current motor function based on:

- Movements such as sitting, walking
- Use of mobility devices

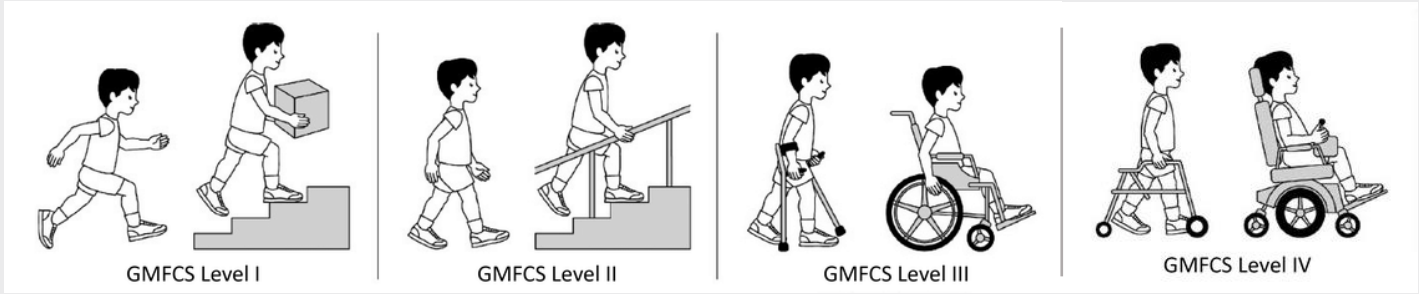

Level V not pictured: adapted seating and assistance with transfers, and utilize wheeled power mobility independently or manual mobility with assistance in most settings

Measures of Change in Mobility:

Gross Motor Function Measure (GMFM) Part E

Assesses **unaided mobility** without bracing or assistive devices

- 24 tasks involving walking forward/backward, running, jumping and ascending/descending stairs with a score range of 0-72





Timed Walk Tests

Evaluates **aided mobility** with any needed bracing or assistive devices over a defined period of time

- 2 mins (2MWT)
- 6 mins (6MWT)



©2022 Aeglea BioTherapeutics. External

GMFCS graphic adapted with permission from The Royal Children's Hospital Melbourne, Australia

PEACE Phase 3 Study Design

Double-blind portion of trial complete – topline data announced December 2021

Patients with ARG1-D

- ≥2 years old
- Plasma arginine >250 µM (mean)
- Baseline deficit in clinical response assessments

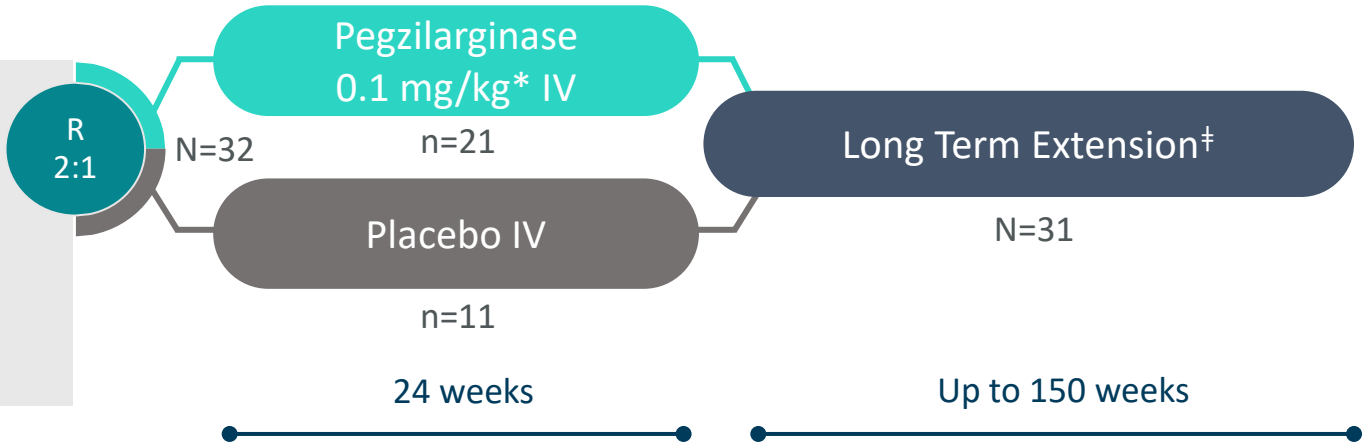

Key Endpoints	Analysis
Primary: • **Plasma arginine reduction**	• Reduction of plasma arginine compared to placebo
Secondary: • **GMFM-E (walking, running & jumping)** • **2-Minute Walk Test (distance walked in 2 min)**	• Continuous analysis • Improvement compared to placebo

*Dosing is weekly and, if needed, dose is modified based on plasma arginine levels with maintenance of blinding.
‡The first 8 weeks of the open-label extension will be blinded. All study participants remain on current disease management for the duration of the trial. Dose adjustments in the double-blind treatment period can be made to optimize plasma arginine control for levels outside the range of 50-150µM. If needed, weekly doses can be increased to 0.15 and 0.2 mg/kg or reduced to 0.05mg/kg
ARG1-D = Arginase 1 Deficiency; IV = intravenous; R = randomized.

©2022 Aeglea BioTherapeutics. External

Patient-Level Outcomes: Mobility in Select Patients

Pegzilarginase-Treated Patients Achieving Clinical Response on ≥2 Mobility Outcomes and No Worsening at Week 24

Patient (Age)	GMFM-E (Score Range, 0-72 units)	2MWT*	GMFM-D (Score Range, 0-39 units)
1 (6 years old)	• **Improved** by 7 • Total score: 69	• Improved by 34m to 152m • **Achieved normal** age/sex-matched mean	• **Improved** by 2 • Total score: 35
2 (6 years old)	• **Improved** by 18 • Total score: 45	• Improved by 46m to 96m • Achieved 56% of normal age/sex-matched mean	• **Improved** by 4 • Total score: 32
3 (12 years old)	• **Improved** by 6 • **Achieved maximum score**	• Improved by 43m to 167m • Achieved 82% of normal age/sex-matched mean	• **Improved** by 5 points • **Achieved maximum score**
6 (14 years old)	• **Improved** by 9 • Total score: 62	• No worsening	• **Improved** by 8 • Total score: 37
16 (2 years old)	• **Improved** by 11 • Total score: 52	• Improved distance by 44m* to 150m • **Exceeded normal** age/sex-matched mean	• **Improved** by 8 • Total score: 32
17 (3 years old)	• **Improved** by 21 • Total score: 62	• Improved distance by 95m to 164m • **Exceeded normal** age/sex-matched mean	• No worsening

Normalization of Mobility in Progressive Disease Supports the Potential Impact of Pegzilarginase Treatment

©2022 Aeglea BioTherapeutics. External

Ages are at the time of enrollment; Normalization defined at ±15% of age/sex-matched mean distance per the NIH toolbox; * Reflects change from Week 12, distance at baseline not assessed owing to age

Attractive Commercial Opportunity and a Targeted Launch Plan

Prevalence of >2,500 Patients[1] with Significant Unmet Need

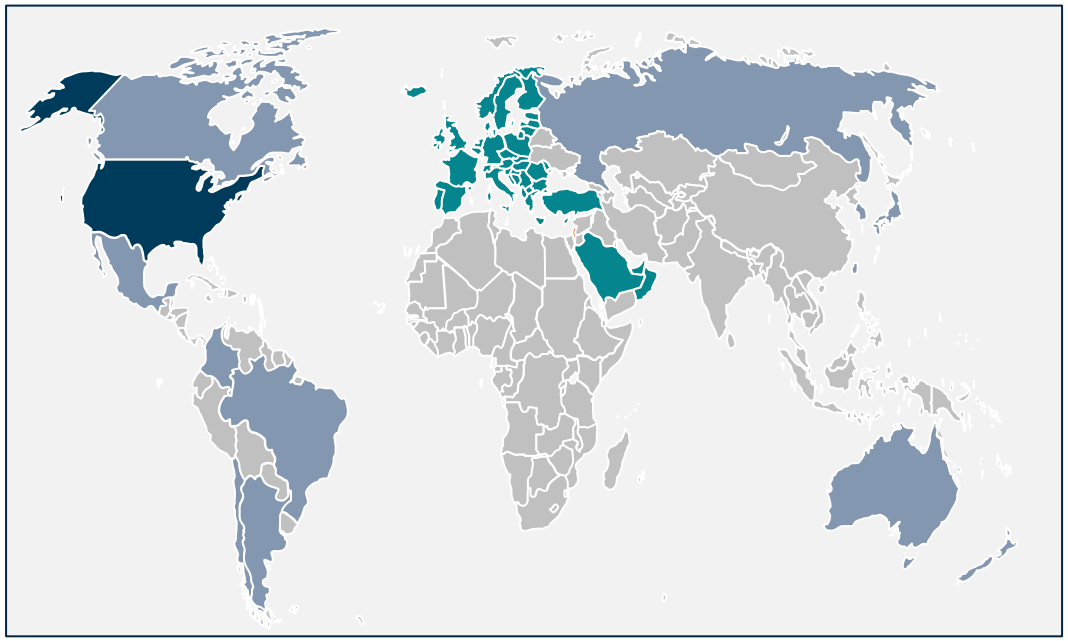

United States
>250 patients

Western Europe and Middle East[2]
>900 patients

Rest of World
>1,350 patients (including 700 in LatAm, 400 in Asia Pacific)

A Focused Effort to Ensure a Successful Launch

Patient Identification

Accelerating the diagnosis and identification of patients through ongoing HCP engagement

Disease Education and Awareness

Driving HCP dialogue about the devastating and progressive nature of ARG1-D

Access and Reimbursement

Ensuring payer understanding of the significant clinical and economic burden of ARG1-D

Organizational Readiness

Establishing an internal mindset and infrastructure to meet the needs of the global ARG1-D patient community

[1] Catsburg C et al 2022 [2] Licensing and supply agreement signed with Immedica Pharma AB in March 2021; countries in agreement include European Economic Area, United Kingdom, Switzerland, Andorra, Monaco, San Marino, Vatican City, Turkey, Saudi Arabia, United Arab Emirates, Qatar, Kuwait, Bahrain and Oman.

©2022 Aeglea BioTherapeutics. External